



Toni Preckwinkle
Toni Preckwinkle
Cook County Board President

Cook County of Illinois State & Local Fiscal Recovery Funds

2023

RECOVERY PLAN REPORT



TABLE OF CONTENTS

Executive Summary	2	Performance Report	17
Uses of Funds	4	Project Inventory	18
Funding Framework (4)		Healthy Communities	19
Identification and Approval of Projects (5)		Vital Communities	46
Project Management Office (PMO) (6)		Safe & Thriving Communities	82
Board Resolutions (7)		Sustainable Communities	99
Strategy and Goals by Treasury Expenditure Category (8)		Smart Communities	110
Other Federal Recovery Funds (11)		Open Communities	121
Promoting Equitable Outcomes	14		
Community Engagement	15		
Labor Practices	16		
Use of Evidence	16		

GENERAL OVERVIEW

Cook County of Illinois

State & Local Fiscal Recovery Funds



Executive Summary

Cook County's plan for use of its American Recovery Plan Act (ARPA) State & Local Fiscal Recovery Funds (SLFRF) to promote a response to the pandemic and economic recovery is grounded in its core values of equity, engagement, and excellence. Cook County continues to use an equity lens to guide its SLFRF allocations to promote racial equity and sustainable impacts across the county. To that end, Cook County launched a robust community engagement process to hear directly from residents about how funding should be allocated. A central theme is the commitment to ensuring Cook County is a welcoming community and reaches all residents, including those who are often marginalized.

Cook County's plan for its ARPA funds responds to the recommendations and requirements outlined by the Treasury in the Final Rule and incorporates the following six policy priorities as detailed in Cook County's [Policy Roadmap](#):

- Health and Wellness
- Economic Development
- Criminal Justice
- Environment and Sustainability Public
- Infrastructure
- Good Government

On July 4, 2021, Cook County launched its [public-facing website](#) and interactive survey for the community to provide input on their needs and how ARPA funding should be prioritized. The County reviewed feedback provided by the community to determine key themes on how the funds should be used, which were later published in the ARPA [Community Engagement Report](#) in December 2021.

Pairing community engagement efforts with feedback from Cook County employees, partners and other stakeholders, initiatives within the six policy priorities emerge. The first five policy priorities relate directly to the services provided to residents. To achieve a high standard of efficiency and excellence, the sixth policy priority describes how the County delivers services to residents. Together, these policy priorities create the means to provide innovative and essential services for residents, effectively and efficiently ensuring Cook County as an exceptional place to live, work, play and visit.

Healthy Communities

Health and Wellness - Integrating health and social services, addressing the social determinants of health, and improving the health and wellness of county employees and communities.

Vital Communities

Economic Development - Creating and retaining jobs, developing industry-sector strategies, supporting workforce training and development, quality housing, safety net services and investments in infrastructure.

Safe and Thriving Communities

Criminal Justice - Implementing violence-reduction strategies proven to improve community safety, advocating for sustainable reforms within the criminal justice system, and investing in community-based services for residents.

Sustainable Communities

Environmental Sustainability - Prioritizing environmental justice, addressing climate change, investing in clean energy and green jobs, and creating equitable access to open spaces.

Smart Communities

Public Infrastructure - Maximizing the benefits of County buildings, improving transportation systems, and managing enterprise technology services.

Open Communities

Good Government - Achieving operational excellence by being accountable to residents, investing in the area workforce, and continuously improving County services.

Support Healthy, Thriving Communities



All communities provide safe and healthy environments, quality housing and access to nutritious food.

Ideas include:

- Expand county-wide, community-based access to physical and mental health services especially in schools
- Invest in alternative first-reponder initiatives for those experiencing mental health crises and others at the intersection of health and justice
- Expand supportive and permanent housing for specific populations
- Support local food growers and producers
- Support replacement of lead water service lines

Produce services for vulnerable residents



Vulnerable and marginalized residents can access services that improve their quality of life

Ideas include:

- Continue supporting basic resident needs including access to childcare, food, housing assistance, utility and cash assistance.
- Expand violence prevention and reduction wrap-around services to individuals and communities at highest risk of violence.
- Develop and scale justice programs that specifically serve youth and young adults.
- Assist residents facing evictions and foreclosures, including with financial assistance and legal aid support

Drive Equitable Economic Recovery and Growth



Inclusive recovery and growth reduces disparities and improves economic opportunities for all residents

Ideas include:

- Continue and expand programs for workers and small and BIPOC-owned businesses
- Expand workforce development efforts Support industry and sector efforts focused on manufacturing, food processing, transportation, distribution and logistics, and the green economy
- Support the expansion of affordable and quality housing and other wrap-around services that lift residents out of poverty
- Invest in additional transportation projects that support equitable economic growth

Strengthen Local Governments



Local governments can access Cook County's scale and expertise to support key functions

Ideas include:

- Provide capacity and technical assistance to local governments to support:
 - o Capital improvement projects
 - o Transportation investments
 - o Emergency preparedness
 - o Energy efficiency and sustainability
- Support efforts by local governments to share services or assets

Invest in Key Infrastructure



High-priority infrastructure projects impact more residents, more quickly

Ideas include:

- Jumpstart broadband expansion to increase digital equity in communities of need Expand "Invest in Cook" program
- Broaden brownfield remediation efforts to more communities
- Invest in green infrastructure to address sewer backups and flooding
- Expand electric vehicle charging station infrastructure, especially in the south suburbs

Support the Metropolitan Region



Governments across the region have a collective interest in working together - "We all do better when we all do better"

Ideas include:

- Support Chicago Metropolitan Agency for Planning (CMAP) to enhance its equity-based transportation and development activities Continue collaborating with the City of Chicago on projects that support the County's policy priorities
- Support the "We Rise Together" initiative and others that focus on regional economic growth opportunities
- Assist with the creation of a region-wide 311 system to address non-emergency calls regarding service delivery

Figure 1. Cook County Funding Themes

Uses of Funds

Funding Framework

Cook County intends to allocate the approximately \$1 billion in ARPA funding across three fiscal years, distributing funds based on the County's six policy pillars. The planning framework reflects core County principles, including a focus on making progress toward racial equity throughout the county, the policy priorities identified above, the need for increased capacity within the County to support timely design, implementation, community engagement and compliance reporting of the programs created through ARPA funding, and support for local governments. The driving core principles for the uses of the funds include the following key components:

Target ARPA funding to support County policy priorities.

Center decision-making on core values of equity, engagement and excellence.

Build on foundation of existing County and regional efforts, including the County's [Policy Roadmap](#), [Equity Fund](#) and [We Rise Together](#).

Avoid duplication of resources by leveraging existing efforts and infrastructure.

Maximize ARPA funding by cross-mapping initiatives against more restrictive funding streams first.

Implement best practices from the COVID-19 response.

- Stand up additional capacity, infrastructure and expertise early
- Offer technical assistance to local governments regarding effective administration of ARPA funds

Maintain flexibility to reallocate funding as needed and as federal guidance evolves.

Have a path to program sustainability or use one-time funds for one-time uses.

There are four main funding categories the County intends to provide SLFRF money towards:

- Near-Term Funding Opportunities
- Transformative Initiatives
- County Operations, Program Administration and Contingencies
- Technical Assistance and Support for Local Governments to Administer Funds

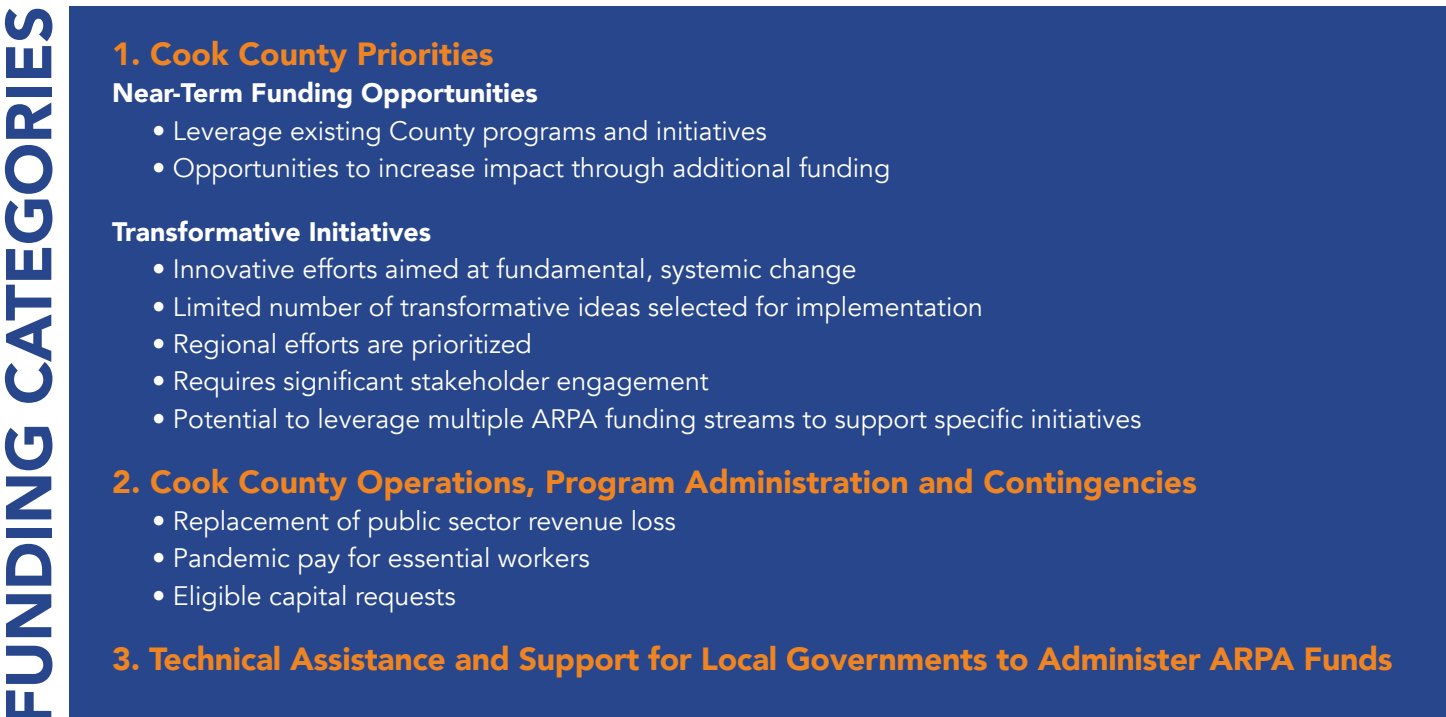


Figure 2. Cook County Priorities

Near-Term Funding Opportunities

Cook County will focus initial funding decisions on Near-Term Funding Opportunities or provide money to expand existing COVID-19 response programs and initiate short-term projects able to stand up within six months. These initiatives are fully functional programs aligned with the core principles listed above.

Transformative Initiatives

Transformative Initiatives are proposed by stakeholders across the county including Cook County Commissioners, Bureau Chiefs, County partner organizations and the community. These ideas are intended to be long-term projects, impacting generations to come, to build the resiliency and recovery of the county. Each initiative will align with the core principles and be screened by Policy Teams, comprised of experts on the Policy Roadmap Pillars.

County Operations, Program Administration, and Contingencies

The County continues to calculate and report its public sector revenue loss. Calculated annual revenue loss will provide allocations for additional County personnel necessary to support equitable, efficient deployment of ARPA-funded programs as well as provide additional support for County staff, eligible capital requests and other program administration costs necessary to efficiently and effectively manage the SLFRF monies.

Technical Assistance and Support for Local Governments to Administer ARPA Funds

Cook County is also providing technical assistance to municipalities in Suburban Cook County to assist their management and administration of the SLFRF funds each municipality received from the Treasury Department. The County has committed to provide direct access to Subject Matter Experts (SMEs) for additional eligibility reviews of expenses and guidance on reporting compliance to local governments that have expressed a need.

Identification and Approval of Projects

Beginning in the summer of 2021, the County led an extensive process to identify proposals addressing the most urgent County needs. These ideas for SLFRF spending stemmed from a variety of stakeholders, including County Commissioners, County Bureaus, non-profit partners, community surveys, separately elected officials and advisory bodies such as the Equity Fund Taskforce.

This process resulted in 426 proposals submitted for the County's consideration. In its next phase, the County provided its established Policy Pillar Teams, groups of about 10-20 subject matter experts in each of the six policy priorities, with each proposal for evaluation. All proposals were reviewed collaboratively, incorporating multiple evaluation criteria and metrics through a multi-phased approach. The various review committees worked to identify overlapping proposal ideas and merge ideas, ultimately advancing proposals aligned to the County's priorities. Policy Pillar Teams took into account the equity focus of each proposal in evaluation in addition to program goals and design. After proposal refinement and prioritization, Teams voted upon the proposals submitted through the proposal identification process.

Proposals that advanced from the Policy Pillar Teams were then considered by the Executive Leadership Council (ELC), a collection of Bureau Chiefs and Department Heads, together with County leadership who further prioritized and approved these proposals holistically across all six Policy Pillars. There are currently 78 community initiatives which the ELC deemed as addressing County priorities.

Project Management Office (PMO)

To usher program ideation into program administration, Cook County developed a thorough project management review and implementation process. In doing so, it ensures comprehensive assessment of each program and the support needed to actualize the initiatives.

This PMO team spanned many County contributors to provide support and expertise for program standup.

Departments include:

- Office of the President
- Office of the Chief Financial Officer
- Department of Budget and Management Services
- Bureau of Asset Management
- Bureau of Human Resources
- Bureau of Technology
- Office of the Chief Procurement Officer
- Office of the Public Information Officer
- Legal Department
- Contract Compliance
- Office of Research, Operations, and Innovation
- Office of the County Auditor
- Office of Legislative Affairs
- Comptroller

PMO review at Cook County included the following phases, ensuring the efficient rollout, management and oversight of all community initiatives:



PHASE I
Intake

- Departments identify program lead to complete a comprehensive information packet for all proposals approved by the Board of Commissioners.
- Program leads are expected to create proposed budgets, identify Treasury Expenditure categories and goals and metrics to track effectiveness.

PHASE II
PMO Review

- The Project Management Office (PMO) reviews information packets and meets with program leads to move proposals toward implementation.
- Elements critical to implementation success (procurement processes, budget, metrics, technology support) will be a part of the PMO review process.

PHASE III
Implementation Readiness

- PMO will finalize Treasury Expenditure Category, program metrics and set up necessary program codes and accounts to transfer program funding.
- Programmatic Teams will set up technical assistance for each given program.

PHASE IV
Monitoring & Compliance

- Implement processes to select and sign agreements with contractors and subgrantees as needed, with appropriate fiscal reporting structures to ensure County partners comply with contract terms and Treasury requirements are met.

PHASE V
Reporting & Impact Evaluation

- In accordance with Treasury-defined metrics, and internal metrics established by the PMO, measure the impact of ARPA-funded programs to ensure positive results for residents.
- Produce regular reports for Treasury and County residents.
- Evaluate program impacts to inform future County policy decisions.

As of the publication of this report, 76 community initiatives have undergone PMO review and will be reported in the Project Inventory below.

In creating this thorough review process and service group to oversee and manage ARPA programming, Cook County is ensuring all its initiatives include rigorous eligibility analysis and consistently display its core values of equity, engagement and excellence.

Board Resolutions

Cook County’s Board of Commissioners is committed to a rigorous oversight process of proposed SLFRF programming. Resolutions are brought to the Board regularly detailing proposed initiatives or sub-recipient agreements of over \$1 million. In doing so, the County ensures a thorough review of allocation of SLFRF monies.

On July 29, 2021, the Board of Commissioners of Cook County approved initial SLFRF allocations totaling up to \$25,000,000 to be spent through December 31, 2021, within the following categories:

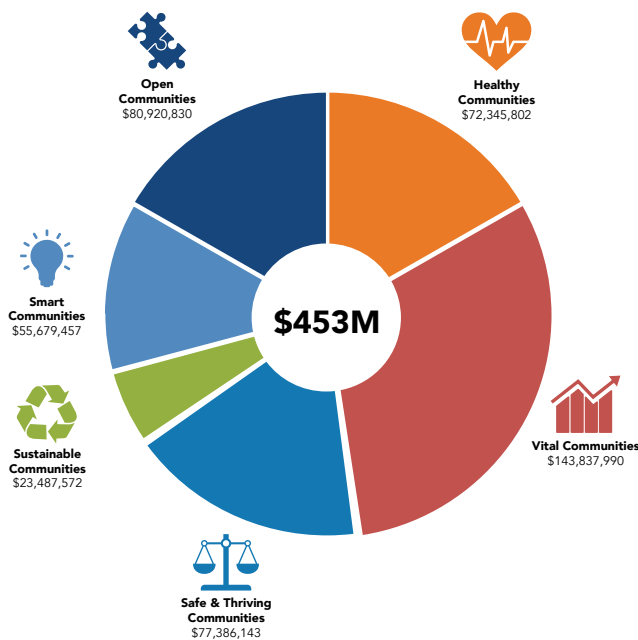
- \$12,000,000 for Cook County Community Recovery Initiatives
- \$3,000,000 for personnel costs
- \$10,000,000 for professional services and administrative costs

These initial allocations were made by the Cook County Board to enable continued ARPA-funded support for certain County CRF initiatives beginning in 2020, as well as immediate County personnel support needs for ARPA implementation.

On [January 13, 2022](#), and [March 17, 2022](#), the Board of Commissioners voted to approve allocations of funds per Policy Pillar for Fiscal Year 2022 and a full list of proposed initiatives, detailed in the project inventory below. On [November 17, 2023](#), the Board of Commissioners voted to approve the Executive Budget Recommendation for Fiscal Year 2023.

Major investments to households include: the creation of the nation’s largest publicly funded guaranteed income initiative, housing assistance, utility bill assistance and funding to alleviate medical debt. Furthermore, additional funding will be going to healthcare and health access initiatives, justice initiatives, violence prevention programs, economic development and small business grant programs, infrastructure improvements and environmental projects. These targeted investments will help support communities across Cook County and its millions of residents.

State & Local Fiscal Recovery Fund: FY23 Board Appropriated Budgets



FY23 Policy Pillar Budgets

Healthy Communities	\$72M
Vital Communities	\$144M
Safe & Thriving Communities	\$77M
Sustainable Communities	\$23M
Smart Communities	\$56M
Open Communities	\$81M
Total (FY23)	\$453M

Strategy and Goals by Treasury Expenditure Category

Public Health



TR011: Cook County Behavioral Health Services

To meet the growing behavioral health needs of Cook County residents, Cook County Health (CCH) will transform its current Behavioral Health footprint with \$74 million in funding to offer a robust menu of mental and behavioral health services and ensure accessible services for all county residents. The first year will focus on creating and standing up a new Department of Mental Health Services, expanding existing CCH programs, and planning for long term expansions.

NT897: Violence Prevention and Reduction Grant Portfolio

\$85 million in ARPA funding is dedicated to expanding funding for community-based services supporting residents at high risk of experiencing gun violence as either a victim or perpetrator particularly in communities with the highest rates of shooting incidents and shooting-related homicides in Chicago and Suburban Cook County. The Community Violence Intervention (CVI) strategies that are implemented by partner organizations include: victim services, hospital-based services, street outreach, case management, and prevention and support services.

Cook County has focused on initiatives such as expanding access to physical and mental health services as well as programs to address community violence. The Cook County Department of Public Health's (CCDPH) In-Home Vaccination Program and Hyperlocal Vaccination Program work to ensure that Cook County residents have access to COVID-19 and influenza vaccinations. Other initiatives approved by the Board of Commissioners include the expansion of existing prevention activities for disorders exacerbated by COVID-19 such as opioid and substance use in suburban Cook County, the hiring of full-time behavioral health care coordinators at HACC's (Housing Authority of Cook County) affordable housing properties and millions in additional funding to enhance behavioral health care on the community level by adding additional social workers to CCH's Ambulatory Care sites and adding after-hours behavioral health clinics in the community. With the understanding that community violence is a public health emergency, Cook County's Justice Advisory Council (JAC) is set to host several projects that adopt a holistic approach to community violence that focus on community engagement and community partners.



Strategy and Goals by Treasury Expenditure Category

Negative Economic Impacts



NT116: Guaranteed Income Program

Cook County is proud to launch the largest guaranteed income program in the country - a \$42 million initiative that will provide recurring monthly unrestricted payments to 3,250 residents, selected through a lottery, for two years to improve participants' long-term economic stability. This builds on the demonstrated success of guaranteed income programs in other jurisdictions in increasing residents' financial stability and improving their health outcomes. Cook County's program will include a research evaluation component to help the County better understand participant impacts.

TR002: Medical Debt Relief Initiative

Cook County will partner with non-profit organization, RIP Medical Debt, to purchase and retire the medical debt of income-eligible patients of hospitals located within Cook County who are unable to cover their medical bills. The \$12 million program will retire an estimated \$1B in medical debt incurred during the ARPA-eligible period. Eligible recipients will be Cook County residents and have incomes up to 400% of federal poverty guidelines or have a medical debt that is 5% or more of their estimated household annual income.

Cook County is going to great lengths to address the negative economic impacts of COVID-19 through a comprehensive strategy targeting assistance to households, neighborhoods, small businesses, and impacted industries. Assistance to households includes cash assistance, food assistance programming (which has assisted over 6,200 unique households as of the date of this report), support to hotel-based sheltering models to house Cook County's unhoused, and legal aid for housing and debt (which provides legal aid and mediation services to those at risk of eviction or foreclosure stemming from COVID-19 impacts). Additionally, under the leadership of Cook County's Bureau of Economic Development (BED), ARPA funding is being used to create 125 new units of permanent supportive housing, a nationally recognized best practice for ending homelessness. This is a housing model that pairs non-time-limited rental subsidies with individualized, intensive, supportive services to help households maintain independent living and housing stability.

Cook County's small business programming includes one-on-one technical assistance to impacted small businesses, a grant program to assist veteran-owned impacted small businesses, and over \$70 million in grants to mitigate financial hardship experienced during the ARPA eligible period.



Public Health-Negative Economic Impact: Public Sector Capacity

Cook County recognizes that its public sector capacity is critical to delivering COVID-19 programming and other essential services. To that end, it has invested into capacity building resources such as a public health emergency preparedness expansion, digital equity analysis and planning, and robust evaluations of priority programming – whether it be food deserts in Cook County preventing residents from access to nutritious food, an analysis of Cook County's criminal justice budgets and efforts, or Cook County's 2-1-1 community information exchange linking health, human and social services to better care for its residents.

Premium Pay

To support employees for work done to mitigate COVID-19 since the public health emergency was declared in Fiscal Year 2020, the Cook County Board of Commissioners approved certain one-time payments over a series of Board meetings for certain Cook County employees using an apportionment of the monies received from the U.S. Department of the Treasury's Coronavirus State and Local Fiscal Recovery Fund established pursuant to the American Rescue Plan Act. The Board approved one-time payments of \$3,000 to be paid in FY2021 and \$1,000 to be paid in FY2022 per applicable employee, with limited exceptions as identified in the County's Collective Bargaining Agreements. The County acknowledges and is in full compliance with recent guidance from the Treasury that due to the end of the Public Health Emergency, premium pay can only be administered to essential workers for work conducted through April 10, 2023.

Water, Sewer, and Broadband Infrastructure

Cook County is focusing on initiatives such as increasing water and energy efficiency and expanding broadband to increase digital equity in communities in need. In partnership with municipal water utilities, the Cook County Bureau of Economic Development is overseeing and managing lead, leaking and obsolete service line replacement across Cook County. This program will target high-risk communities, including improvements to individual homes, and high-risk facilities, including preschools, daycare centers, home daycare providers, group daycare homes, parks, playgrounds, hospitals, and clinics.

Additionally, the County approved \$15 million for the replacement of developmentally harmful lead service lines across suburban Cook County, \$5 million to remove the remaining lead water pipes at two Housing Authority of Cook County (HACC) affordable family housing properties, funding to the Metropolitan Water Reclamation District of Greater Chicago (MWRD) to support stormwater management in communities that experience significant flooding, and \$10 million to support the extension of the broadband infrastructure into south suburban communities with the highest Social Vulnerability Index (SVI) scores in the State of Illinois. The projects in the infrastructure categories intend on filling the gaps of essential services in an equitable and efficient manner, in line with the White House's Justice40 Initiative and the County's own equity priorities.

Revenue Replacement

The County's calculated revenue replacement includes a \$100 million appropriation for fiscal year 2022 to be used to support County Operations throughout the pandemic, including administrative costs, capacity building activity, capital infrastructure and sustainable ongoing personnel costs. Furthermore, per Treasury guidance, the County intends to categorize projects that may not align with other Expenditure Categories into its provision of government services.

Other Federal Recovery Funds

Coronavirus Relief Fund

Cook County received \$428,597,905.20 from the Department of Treasury Coronavirus Relief Fund, as part of the CARES Act, expended by December 31, 2021.

- \$308.6M to operational initiatives and direct costs incurred by the County in order to address COVID-19 and ensure continuity of services in compliance with public health guidance and mandates, including costs incurred to reorganize the County's public space for social distancing, the purchase of equipment to allow workers to telecommute, and funding used to defray the cost of public health and public safety workers directly involved in the response to the pandemic;
- \$50.8M to assist 134 suburban municipalities and units of local government pursuant to an equitable distribution strategy, which recognized that a historic disinvestment in certain communities within the County resulted in an unequal capacity for suburban local governments to respond to the challenges that COVID-19 presents; and
- \$69.2M distributed via the Bureau of Economic Development to direct service providers within Cook County to address critical social service needs as well as economic and community development needs which launched The Cook County Community Recovery Initiative that includes, but is not limited to, the following: Cook County COVID-19 Small Business Assistance Program, The Southland Development Authority Business Growth Services, Cook County Job Training and Placement, Cook County Rental Assistance Program, Cook County Mortgage Assistance Program, and Cook County Critical Social Service Programs (Homeless Sheltering Program, Legal Aid, Housing Counseling and Foreclosure Mediation Program, Food Assistance Program, Direct Financial Assistance Program).

Emergency Rental Assistance Funds

Cook County received \$72,808,624 from the Consolidated Appropriations Act (CAA) in December 2020, for use in its Emergency Rental Assistance Program which launched in March 2021. Treasury requires at least 90% of the total award be used to provide rent and utility financial assistance and that no more than 10% of the total award be used for administrative costs and that no more than 10% of the total award be used for housing stability services. At program inception, Cook County has budgeted \$65,500,000 - or 90% of the total award - for rent and utility financial assistance and \$7,280,862 - or 10% of the total award - for administrative and housing stability services costs. As of the date of this report, however, Cook County obtained a total of \$15,560,587 in four rounds of ERA 1 Reallocated Funds. The County allocated \$11,314,962 of the Reallocated Funds and diverted \$3,000,000 in funds originally allocated for administrative costs to rent and utility assistance. Thus, the County has allocated a total of \$84,123,587 to rent and utility assistance, with all funds obligated to-date (100%) and 9,550 applications supported (representing over 95% of total funds used for direct assistance).

With the passing of the American Rescue Plan Act, the County received an additional allocation of \$75,174,937, which will be used for a supplementary phase of the Emergency Rental Assistance Program. The second phase of the program launched in the fourth quarter of 2021.

The program targets low-income renters in Suburban Cook County who meet the criteria of:

- Households with income under 80% AMI based on the number of people in the household
- Those who show financial hardship during or due, directly or indirectly, to the Coronavirus pandemic
- Those who demonstrate risk of homelessness or housing instability

With the expanded allowances under ERA 2, Cook County originally budgeted \$66,008,713 for rent and utility financial assistance and \$9,166,224 - or 12% of the total award - for administrative and housing stability services costs. As of the date of this report, however, Cook County obtained a total of \$10,078,736 in three rounds of ERA 2 Reallocated Funds. The County has thus far allocated \$5,000,000 of the Reallocated Funds and diverted \$3,000,000 in funds originally allocated for administrative costs to rent and utility assistance. Thus, the County has allocated a total of \$74,008,713 to rent and utility assistance, with \$80,177,363 of funds obligated to-date (94%) and 9,059 applications supported.

Other Federal Recovery Funds, cont'd.

Federal Emergency Management Agency (FEMA) Public Assistance Funds

On March 9, 2020, the Governor of Illinois proclaimed the COVID-19 pandemic a state disaster, noting that COVID-19 is a novel, severely acute respiratory illness that spreads through respiratory transmissions, with certain populations being at higher risk of more severe illness. During the incident period for disaster, DR- 4489-IL, the COVID-19 pandemic created an immediate threat to the health and safety of the public requiring an emergency response and institution of protective measures throughout Cook County and the rest of the State of Illinois. Beginning January 20, 2020, Cook County has been legally required to provide emergency medical care to its population. On March 26, 2020, a Presidential declaration of a major disaster was issued for the State of Illinois (DR-4489-IL). The declaration established the start of the COVID-19 pandemic as January 20, 2020 (and ongoing). It also determined that the emergency conditions in the state were of sufficient severity and magnitude to warrant a major disaster declaration under the Robert T. Stafford Disaster Relief and Emergency Assistance Act, 42 U.S.C. 5121 et seq. (the "Stafford Act"). On February 10, 2023, FEMA announced the closure of the incident period, effective May 11, 2023, for all COVID-19 emergency and major disaster declarations under the Stafford Act, coinciding with the end of the public health emergency for the COVID-19 pandemic.

Cook County has been actively working with FEMA and the Illinois Emergency Management Agency (IEMA) on its COVID-19 project applications covering labor, materials and supplies, and vaccination expenses incurred as a result of the COVID-19 public health emergency since March 2020.

As of the date of this report, Cook County had received reimbursement from FEMA totaling \$205,627,902 on its labor and materials and supplies project applications to include vaccination operations. An additional \$107,461,095 associated with labor and materials and supplies project applications remains either under FEMA or State review.

HHS National Initiative to Address COVID-19 Health Disparities Among Populations at High-Risk and Underserved, Including Racial and Ethnic Minority Populations and Rural Communities Grant

Cook County received \$25,214,437 from HHS as part of the Coronavirus Response and Relief Supplemental Appropriations Act, 2021. The purpose of the funding opportunity is to build the infrastructure, capacity and capabilities of the Cook County Department of Public Health (CCDPH) to implement a coordinated and holistic approach with partners that builds on culturally, linguistically and locally tailored strategies and best practices to reduce COVID-19 risk, builds and sustains trust with communities and populations disproportionately affected by COVID, and ensures equitable access to COVID-19 related services and advance health equity.

CCDPH plans to implement activities with partners across all four of the following strategies:

- Expand existing or develop new mitigation and prevention resources and services to reduce COVID-19 related disparities among populations at higher risk and that are underserved.
- Increase or improve data collection and reporting for populations experiencing a disproportionate burden of COVID-19 infection, severe illness and death to guide COVID-19 pandemic response.
- Build, leverage and expand infrastructure support for COVID-19 prevention and control among populations that are at higher risk and underserved.
- Mobilize partners and collaborators to advance health equity and address social determinants of health as they relate to COVID-19 health disparities.

This funding is available for use during the period of June 1, 2021, through June 1, 2023.

Other Federal Recovery Funds, cont'd.

Illinois Department of Public Health (IDPH) COVID-19 Contact Tracing Grant

Cook County received \$38,935,752 from IDPH to rapidly scale up its COVID-19 contact tracing program. Cook County has used these funds on several initiatives to increase contact tracing capacity such as hiring additional personnel and engaging contractual services (for research and communication resources) ahead of the spend deadline of March 31, 2022.

IDPH COVID-19 Mass Vaccination Grant

Cook County received \$9,900,000 from IDPH to perform mass vaccination efforts. Cook County is targeting the use of these funds on CCDPH programs and costs not covered by FEMA for mass vaccination efforts, ahead of the December 31, 2022, deadline to spend the funds.

IDPH COVID-19 Public Health Workforce Grant

Cook County received \$3,155,461 from IDPH for scaling up the public health workforce in the face of COVID-19. Cook County used these funds for establishing, expanding, training, and sustaining public health workforce to support jurisdictional COVID-19 response needs ahead of the spend deadline of June 30, 2023.

IDPH COVID-19 Response Grant

Cook County received \$3,500,000 from IDPH for accelerating its overall efforts in response to COVID 19 response. Cook County continued its prevention and response efforts through this grant ahead of the spend deadline of June 30, 2023.

Election Assistance Funds

Cook County received \$3,568,639 from the Illinois State Board of Elections to protect the 2020 elections from the effects of COVID-19, as part of the CARES Act which provided new Help America Vote Act (HAVA) emergency funds. Cook County used these funds on a variety of expenses including software for mail ballot printing/mailing; COVID-19 related supplies including masks, gloves, disinfectant, sanitizer, face shields and additional election equipment such as scanners. These funds were used by Cook County during the period of May 1, 2020, and December 31, 2020.

Additionally, Cook County received \$1,167,924 through the Illinois State Board of Elections for postage reimbursement associated with the increased costs for mailings due to COVID-19 for the November 2020 General Election. These funds were used by Cook County during the period of July 1, 2020 and December 31, 2020.

Local Assistance and Tribal Recovery Fund (LATCF)

Cook County is eligible to receive \$100,000 through the LATCF program. The LATCF was established under the American Rescue Plan to eligible revenue sharing county governments for which there is a negative revenue impact due to implementation of a federal program.

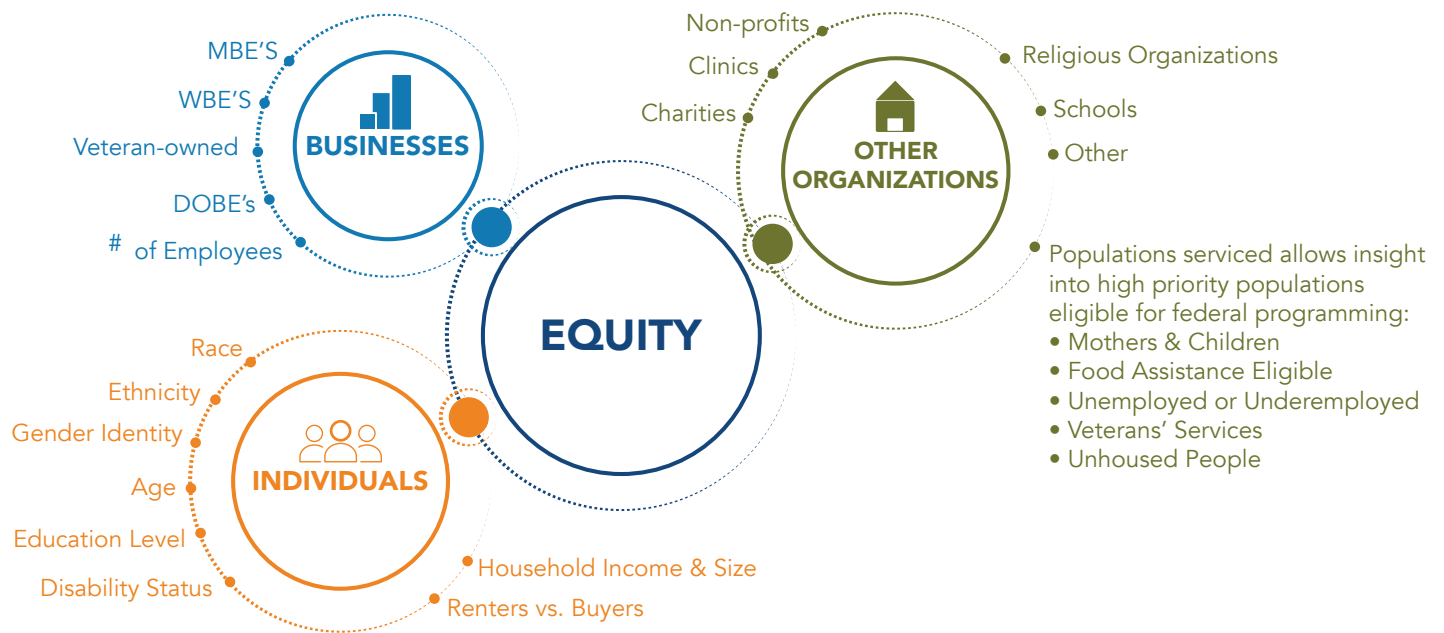
Promoting Equitable Outcomes

The County has prioritized [racial equity](#) and programming to address historic and continued disinvestment and inequities that have negatively impacted Black, Latine and other marginalized residents. The County understands the need for qualitative and quantitative data demonstrating how equity is incorporated throughout the lifecycle of a project, from selection and design to implementation. The County's goal is to distribute ARPA funds to projects and initiatives which promote an equitable recovery to populations that have been historically disinvested and/or disproportionately impacted by COVID-19.

The County is leveraging several established equity models including its own [Equitable Distribution Model](#), components of [The Racial Equity 2030](#) scoring model, socio-economic outcomes that advance racial equity from PolicyLink's For Love of Country: A Path for the Federal Government to Advance Racial Equity report, and the Cook County COVID-19 Community Vulnerability Index (CCVI). Each selected project for funding will incorporate components of these models to assess their impact on equity in the region. Furthermore, the County will administer funds building upon [equity best practices](#) drawn from the distribution of its CARES Act Funding in 2020.

Equity was central in the screening criteria for each project proposed for ARPA funding, woven into the evaluation process by subject matter experts in the County's Policy Pillar Teams. Each proposal was collaboratively scored on a 0-3 scale on whether the proposal 1) aligned with a socio-economic outcome that advanced racial equity, 2) served underserved populations, or those adversely affected by COVID-19, and 3) would support equitable recovery from COVID-19. As such, each proposed community initiative was evaluated for its equity impact. Where possible, approved programs have been requested to track equity-centric metrics (such as demographic information) to facilitate impact evaluation.

County Equity Metrics



Community Engagement

An important piece of the selection and implementation of projects funded under ARPA was utilizing a robust community engagement process. Cook County views it critical that feedback comes directly from its residents and businesses to help guide how this funding should be allocated in communities. To build capacity to ensure robust engagement over the course of the planning and implementation of SLFRF, Cook County engaged a local, well-established organization that provided professionalized engagement activities, partnering with a diverse group of community-based organizations, and coordinated councils rooted in marginalized communities or communities that have disproportionately suffered the health and economic impacts of COVID-19. Community-based organizations and coordinating councils have deep networks in the communities where they operate and a high degree of trust among members of those communities. Therefore, these community-based organizations and coordinating councils play a critical role in maximizing community-based engagement and increasing equitable opportunities for marginalized and under-represented communities to participate in Cook County’s planning and decision-making processes.

The community engagement approach includes three tiers:

- 1. Broad Outreach:** Broad engagement and outreach across all of Cook County including engagement of Commissioner districts through town halls in impacted communities as well as the launch of the [interactive survey](#) for community-wide input on July 4, 2021.
- 2. Impacted Communities:** Hyper local engagement and outreach in the impacted communities that have been historically disinvested in and those hardest hit by COVID-19.
- 3. Place-Based Outreach:** Longer-term, place-based engagement for the transformative initiatives being developed by the County’s Equity Fund Taskforce, an advisory body established prior to the County’s receipt of SLFRF funds.

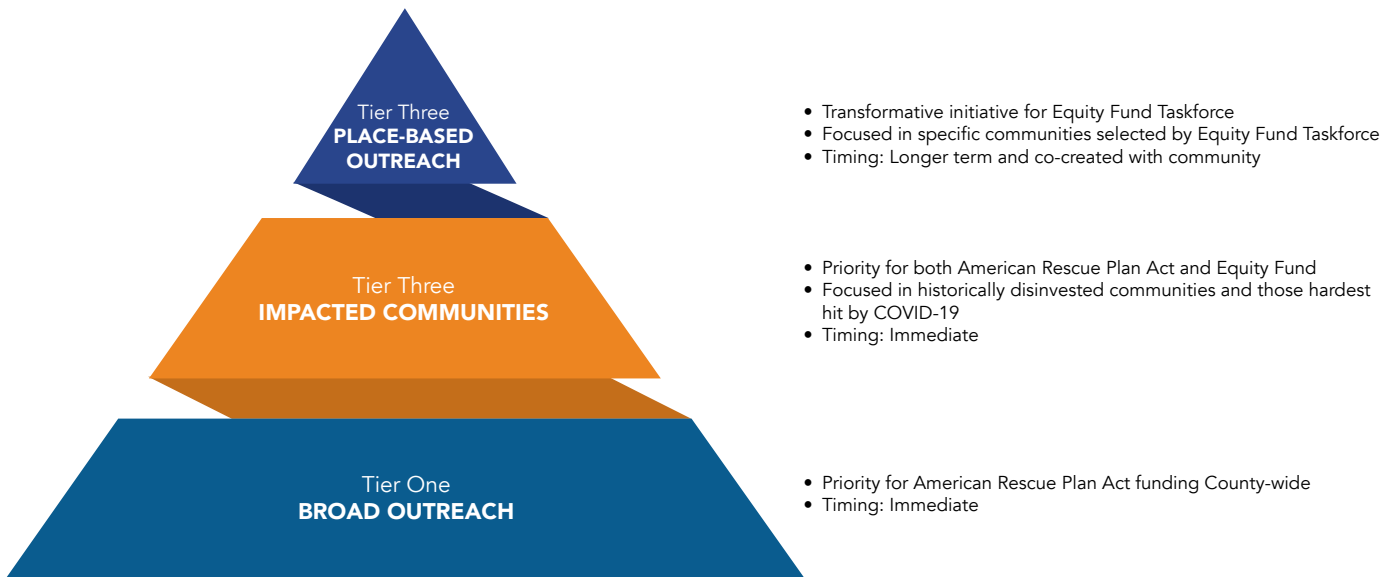


Figure 3. Cook County Community Engagement

Over 30,000 participants engaged in Cook County’s robust surveying and community town halls, generating 270 individual ideas. Survey results were assessed with an equity lens, disaggregating community feedback geographically and demographically. The [full report](#), published on December 10, 2021, primarily highlights healthcare (particularly mental health), housing and infrastructure as areas of key concern.

These priorities align with the proposed and approved initiatives by Cook County Board of Commissioners. As programs are facilitated, many have incorporated their own community engagement focus and outreach efforts to best reach marginalized populations and ensure equitable programming.

Labor Practices

As Cook County reviews potential infrastructure programs to communities disproportionately impacted by the COVID-19 public health emergency, a specific review of labor practices will be incorporated into the program design. The infrastructure programs and contracts that utilize ARPA funds may include various labor standards, prevailing wage requirements, local hiring goals, as well as premium pay plans for onsite workforce.

The infrastructure projects will be evaluated on a case-by-case basis to determine what labor standards and/or project labor agreements may be considered to ensure the effective and efficient delivery of high-quality skilled labor. All infrastructure projects that fall under the definition of "public works" will require the payment of wages no less than the prevailing rate of wages that the Illinois Department of Labor publishes and revises annually on its website at <http://labor.illinois.gov/>. Local hiring goals or coordination of employment opportunities through various workforce programs may be negotiated to provide for economic opportunities for workers in Cook County and projects may include a provision for premium pay for workers performing services on-site.

Where relevant, the County will provide documentation to Treasury of wages and labor standards for capital expenditure projects and infrastructure projects over \$10 million.

The proposed utilization of the above noted labor practices will promote the effective and efficient delivery of high-quality infrastructure projects while also supporting the economic recovery of Cook County through employment opportunities for workers.

Use of Evidence

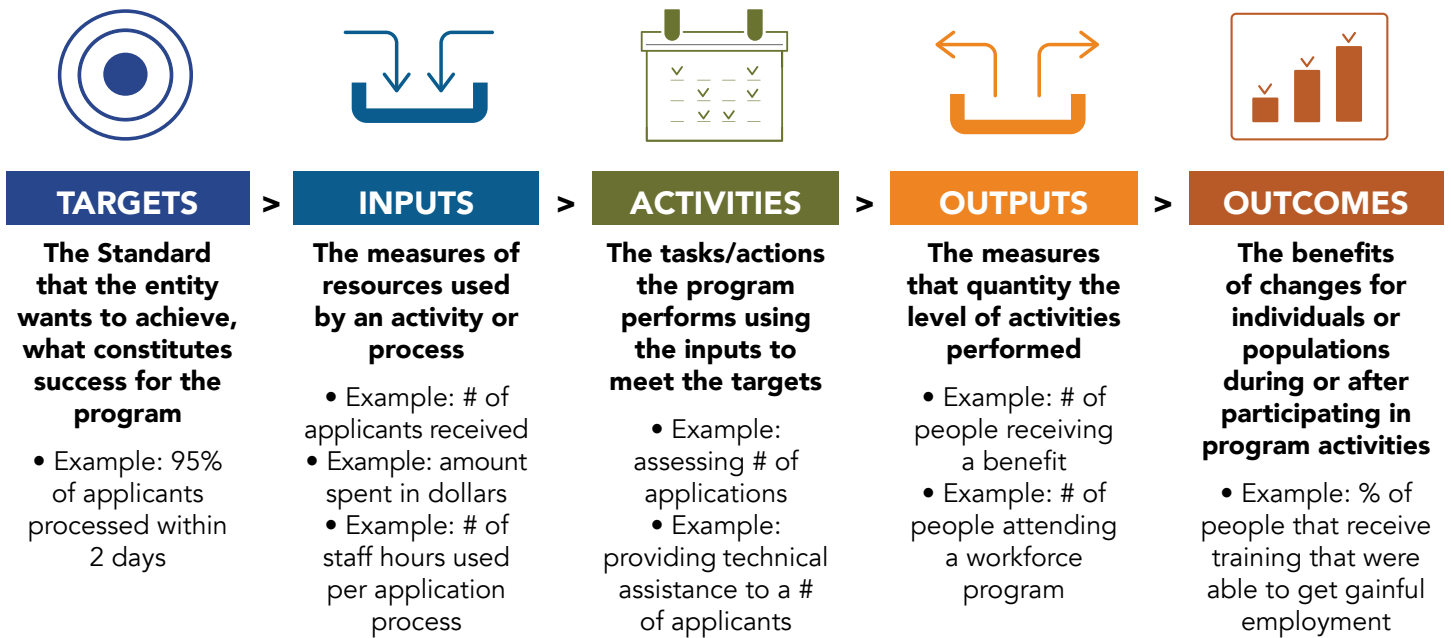
As Cook County evaluated the initiatives submitted by stakeholders and the community, Cook County determined which initiatives are to be assessed through an evidence-based intervention or rigorous program evaluation. Consideration of evidence-based interventions and rigorous program evaluations have been factored into Cook County's overall strategy to ensure SLFRF funds are being used efficiently, effectively and serving communities to the highest degree.

By dispatching proposed initiatives through a rigorous PMO review process, the County ensures that project budgets are allocated toward established, evidence-based interventions. In the project inventory below, where appropriate, projects are evaluated with relevant evidence clearinghouses and assessed as having a medium or strong evidence basis. Almost every program with this requirement has an evidence-based approach, with the few exceptions being unique approaches (such as personalized small business assistance). Furthermore, programs continue to partner with community partners and academic institutions to facilitate thorough program review. With each Recovery Report, the County will report evaluations and link to literature if applicable.

Performance Report

Each new near-term or transformative initiative that has been approved for funding is required to have performance indicators and/or programmatic data which are either identified by Cook County or mandated by Treasury. Depending on the Expenditure Category, there are mandatory performance indicators and programmatic data that must be reported, as detailed in the [SLFRF Compliance and Reporting Guidance](#). These metrics are factored into Cook County's overall strategy to demonstrate progress, transparency, and compliance with the use of SLFRF.

In the ideation of each initiative, program leads proposed a logic model for the project, including outputs and outcomes as performance indicators:



In doing so, Cook County has designed accountability and review structures to ensure impactful and engaging programming for Cook County residents and visitors.

PROJECT INVENTORY

Cook County of Illinois

State & Local Fiscal Recovery Funds

The following inventory outlines Cook County's immediate (near-term or NT) and transformative (TR) initiatives launching with this funding. With equity and community engagement at the forefront of each project, Cook County is proud to usher forward these ambitious projects with the potential to transform health and wellness, community and economic development, criminal justice and community safety, environmental sustainability and public capacity and infrastructure within our geographic region.

Projects included in this inventory have completed PMO review and have been allocated a budget. They have been designed with feedback and guidance from thousands of residents, community partners, suburban municipalities, and policy experts. In a few instances, similar programs are combined as a single project to Treasury. Each project card includes Treasury requirements: identification number, funding amount, expenditure category, project overview, and where applicable, use of evidence, analysis, and performance metrics. Because Cook County allocates funding on a fiscal year basis, project cards contain fiscal year 2023 (FY23) funding amounts and total proposed funding amounts for the full-term of each project, if extending beyond 2023. Where expenditure categories indicate additional reporting requirements, special characters (* and ^) will indicate use of evidence and beneficiary reporting requirements respectively.

Cook County looks forward to launching these programs for a better, stronger, and more resilient County over the coming years.



HEALTHY COMMUNITIES



NT887 Contact Tracing Initiative

Policy Pillar: Healthy Communities
 Department: Cook County Department of Public Health

Project Identification Number: 61503
 Proposed Total Funding Amount: \$5,695,650
 FY23 Funding Amount: \$0
 Project Term: 2022
 Project Expenditure Category: 1.3 COVID-19 Contact Tracing^

Project Overview

The Cook County Department of Public Health has completed this project conducting COVID-19 contact tracing for congregate settings like nursing homes, schools and other spaces at risk of high-risk and high-volume exposures (e.g., factories) through 12/31/2022.

Performance Report

Treasury-required Metrics	
# of households/individuals served	2,287,122
Program-specific Metrics	
# of linked cases to CCDPH from IDPH who are >=65 years as part of congregate living facilities to outbreaks	2,390
# of schools requesting Technical Assistance (TA) through email box	654
% of requests whereby Technical Assistance (TA) was provided within 24 business hours	98%
% of cases linked to outbreaks within 5 business days	87%

NT895 A, B & C Vaccine Incentives Program

Policy Pillar: Healthy Communities
 Department: Cook County Health (Hospital); Cook County Department of Public Health; Ambulatory & Community Health Network of Cook County

Project Identification Number: 61701
 Proposed Total Funding Amount: \$5,000,001
 FY23 Funding Amount: \$1,544,102
 Project Term: 2022-2023
 Project Expenditure Category: 1.1 COVID-19 Vaccination^

Project Overview

Cook County Health (CCH) will provide a \$100 incentive gift card for any individual who received a dose of the COVID-19 vaccine at a CCH community health center or community event hosted by the Cook County Department of Public Health. Additionally, CountyCare will implement a one-time \$25 reward loaded onto a member's Over the Counter (OTC) Rewards Card to buy approved health and personal care items at participating stores.

Performance Report

Program-specific Metrics	
# of people receiving \$100 gift cards by agreeing to receive a COVID-19 vaccination (CCDPH)	7,802
Increase in first dose vaccination rates in priority populations and communities and protect them from severe illness, hospitalization, and death from COVID-19 (CCDPH)	348
# of gift cards distributed	8,260
# of members receiving the COVID-19 vaccine (CountyCare)	65,814
# of gift cards given out or replenished with \$25 (CountyCare)	65,814
% of members who received \$25 gift cards (of number who received vaccine) (CountyCare)	100%

NT045 & NT046 Hyperlocal and In-Home Vaccination Program

Policy Pillar: Healthy Communities
 Department: Cook County Department of Public Health;

Project Identification Number: 63201
 Proposed Total Funding Amount: \$2,501,854
 FY23 Funding Amount: \$2,501,854
 Project Term: 2023
 Project Expenditure Category: 1.1 COVID-19 Vaccination^

Project Overview

The Cook County Department of Public Health’s (CCDPH) In-Home Vaccination Program and Hyperlocal Vaccination Program are ensuring that Cook County residents have access to crucial vaccinations. The Hyperlocal Vaccination program will continue mobile clinics for COVID-19 vaccination, including boosters and annual influenza vaccinations. The funds will also support community engagement, education, and outreach needed to develop and promote mobile vaccination clinics in high-risk communities, including those with low vaccination rates and a high COVID-19 Community Vulnerability Index. In addition, the In- Home Vaccination Program will fund vaccination providers to continue in-home vaccinations for COVID-19, including boosters and annual influenza vaccinations.

Performance Report

Treasury-required Metrics	
# of households/individuals served	18,565
Program-specific Metrics	
# of mobile vaccination clinics stood up	1,162
# of people vaccinated at mobile clinics	14,189
# of individuals who received outreach and educational efforts	6,141
Point in Time Cook County COVID-19 vaccination rate	85.8%
# of in-home vaccinations given	2,701

NT899 Housing for Health

Policy Pillar: Healthy Communities
 Department: Cook County Department of Public Health;

Project Identification Number: 63637
 Proposed Total Funding Amount: \$14,100,000
 FY23 Funding Amount: \$6,725,226
 Project Term: 2022-2024
 Project Expenditure Category: 2.16 Long-term Housing Security: Services for Unhoused Persons*^

Project Overview

Housing for Health will improve the health of Cook County Health patients and CountyCare members who are at risk for homelessness by funding supportive housing through the Flexible Housing Pool, providing care to patients at-risk of homelessness who need post-discharge clinical support, and establishing a Homeless Housing Navigation program to intercept at-risk patients in the emergency room to help them apply for longer-term housing options.

Use of Evidence

The goals are to create clinically-appropriate, temporary and permanent housing placements for patients experiencing homelessness after hospital discharge, increase the number of patients experiencing homelessness or housing instability that achieve stable housing, reduce the number of avoidable emergency department visits for patients experiencing homelessness identified as persistent utilizers, and increase access to community-based healthcare and housing resources for people experiencing homelessness and patients experiencing housing insecurity.

Evidence-based Determination: Strong evidence base

Name of Study	Source	Study Description	Study Type
Housing First for Long-Term Shelter Dwellers with Psychiatric Disabilities in a Suburban County: A Four-Year Study of Housing Access and Retention	The Journal of Primary Prevention	This was a randomized controlled experiment where the treatment group was assigned to a shelter that used the Housing First Model and the control group was assigned to a shelter that did not use this model. Over four years, the Housing First group's retention rate was just below 80%, which is significant considering the sample's chronic homelessness and high rates of shelter recidivism. Members of the control group continued to cycle in and out of the system, while those in the treatment group average returns to the shelter was 3.6 with an average length of those returns lasting 13.3 nights.	Experimental
Health care utilization following a homeless medical respite pilot program	Public Health Nursing	The study evaluated a homeless medical respite program using a pre-post program evaluation. There were 29 participants in the study and data was collected one year prior and one year post treatment. The participants reduced their hospital admissions by 36.7%, spent 70.2% fewer inpatient days when admitted, and increased their outpatient provider visits by 192.6%	Non-Experimental

NT899 Housing for Health, cont'd.

Performance Report

Treasury-required Metrics	
# of households/individuals served	1,144
# of households receiving eviction prevention services (including legal representation)	0
# of affordable housing units preserved or developed	0

Program-specific Metrics	
# of enrolled patients [at Medical Respite Center]	141
# of enrolled patients who complete clinical stay (at Medical Respite Center)	60
# of patients who exit to stable housing post-discharge (at Medical Respite Center)	17
# of patients across all aspects of program	520
# of patients connected to additional healthcare services	140
# receiving housing stability services	456
% of enrolled patients who complete clinical stay (MRC)	40%
% of patients who exit to stable housing post-discharge (MRC)	12%
% of patients (total) connected to additional healthcare services	99%
# of ongoing enrolled patients across all aspects of the program	520

NT041 Building Healthy Communities Initiative

Policy Pillar: Healthy Communities
Department: Cook County Department of Public Health;

Project Identification Number: 65262
Proposed Total Funding Amount: \$10,000,001
Proposed FY23 Funding Amount: \$5,666,127
Project Term: 2022-2026
Project Expenditure Category: 6.1 Provision of Government Services

Project Overview

The Cook County Department of Public Health's (CCDPH) Building Healthy Communities Initiative is an overall community engagement strategy that builds the power and capacity of grassroots, community-based organizations to advance community solutions toward racial and health equity. The initiative specifically supports CBO's in implementing evidence-informed programs, policies, systems and environmental change strategies that make suburban Cook County a healthier place to live, work, learn and play. Working with grassroots organizations is critical in reaching priority populations and building trust with communities for sustainable, transformative change.

Use of Evidence

This program is exploring a partnership with academic institutions to institute a program evaluation.

Performance Report

This program is still in development and metrics will be reported in future reports. The following represent proposed measures for the Building Healthy Communities Initiative with the intended outcome of advancing community health solutions towards racial and health equity:

- Community Based Organizations that received technical assistance
- Education/information sessions held to promote federal nutrition assistance programs
- Additional meals served, distributed, or delivered
- Youth reached

TR011 Cook County Behavioral Health Services

Policy Pillar: Healthy Communities
 Department: Cook County Health (Hospitals)

Project Identification Number: 67210
 Proposed Total Funding Amount: \$73,654,491
 Proposed FY23 Funding Amount: \$39,789,978
 Project Term: 2022-2024
 Project Expenditure Category: 1.12 Mental Health Services*^

Project Overview

To meet the growing behavioral health needs of Cook County residents, Cook County Health (CCH) will transform its current Behavioral Health footprint to offer a robust menu of mental and behavioral health services to ensure easy access to services for all County residents. The first year will focus on creating and standing up a new Department of Mental Health Services, expanding existing CCH programs and planning for long term expansions. ARPA funds will also be used to implement new programs and services to provide CCH patients and community members with direct and regular access to behavioral health resources. To ensure outreach and engagement in vulnerable communities, a Community Coordinator will lead community engagement work and collect feedback on current and future needs so that the services meet people where they are.

Use of Evidence

The goals of this program are to have more referrals made to outpatient behavioral health care services by CCH primary care clinics, inpatient care teams, urgent care, etc.; reduce emergency department utilization for acute behavioral health patients; establish a 90-day discharge clinical pathway for detainees receiving behavioral health services in Cook County Jail; and establish a continuum of care for substance abuse disorder patients.

Evidence-based Determination: Strong evidence base

Name of Study	Source	Study Description	Study Type
Health care utilization following a homeless medical respite pilot program	Public Health Nursing	This study evaluated a homeless medical respite program using a pre-post program evaluation. There were 29 participants in the study, and data was collected one year prior and one year post treatment. Researchers found that participants reduced their hospital admissions by 36.7%, spent 70.2% fewer inpatient days when admitted and increased their outpatient provider visits by 192.6%.	Non-Experimental
Evaluations of Methadone Treatment in Malaysia: Findings from the Malaysian Methadone Treatment Outcome Study (MyTOS)	Substance Use & Misuse	This study included a cross-sectional evaluation in 103 methadone maintenance treatment centers in Malaysia. Researchers found that those patients that received treatment had a significant reduction in opioid use, HIV risk-taking score, and showed improved outcomes in terms of social functioning and health. There were also significant improvements in quality of life in physical, psychological, social, and environmental domains.	Experimental

TR011 Cook County Behavioral Health Services, cont'd.

Name of Study	Source	Study Description	Study Type
Even a Little Bit Helps: An Implementation and Experimental Evaluation of Cognitive-Behavioral Therapy for High-Risk Probationers	Criminal Justice and Behavior	This study uses a randomized field trial to evaluate the “Choosing to Think, Thinking to Choose” cognitive behavioral therapy program. High-risk probationers were assigned to either intensive probation or intensive probation with a 14-week cognitive behavioral therapy program. Those in the therapy program were significantly less likely to reoffend, although this effect is concentrated in measures of nonviolent offending.	Experimental

Performance Report

This program is still in development and metrics will be reported in future reports. The following represent proposed measures for Cook County Behavioral Health Services with the intended outcome of expanding behavioral healthcare services to all Cook County residents:

- # of patients receiving regular outpatient behavioral health services
- # of Emergency Department referrals to a residential program

NT884 Community Health Worker Initiative

Policy Pillar: Healthy Communities
Department: Cook County Department of Public Health

Project Identification Number: 64912
Proposed Total Funding Amount: \$2,941,104
FY23 Funding Amount: \$0
Project Term: 2024-2026
Project Expenditure Category: 1.14 Other Public Health Services^

Project Overview

The Cook County Department of Public Health's Community Health Worker Initiative will leverage community health workers (CHW's) to improve access to healthcare, social resources and health education in suburban Cook County. This initiative will support Cook County Department of Public Health CHW's in providing resource coordination and COVID-19 mitigation education to residents living in communities most impacted by health inequities and the COVID-19 pandemic. Funding will also support the development and maintenance of a suburban Cook County CHW learning collaborative in which community-based organizations and healthcare partners who employ CHW's can resource and information share.

Use of Evidence

This program is still in development and metrics will be reported in future reports. The following represent proposed measures for the Community Health Workers Initiative with the intended outcome of supporting COVID-19 response, recovery and resilience in the suburban Cook communities hit hardest by the pandemic:

- Referrals
- Community Health Workers Learning Collaborative meetings held

NT793 Care Coordination Specialists at HACC Properties (Behavioral Health Specialists)

Policy Pillar: Healthy Communities
 Department: Cook County Health

Project Identification Number: 64310
 Proposed Total Funding Amount: \$5,788,505
 FY23 Funding Amount: \$1,739,039
 Project Term: 2022-2024
 Project Expenditure Category: 1.12 Mental Health Services*^

Project Overview

Cook County will partner with the Housing Authority of Cook County (HACC) to provide full-time care coordinators at all HACC affordable housing properties. Many HACC residents have complex behavioral health needs that threaten their ability to live independently and negatively affect quality of life for themselves and others. This proposal aims to reach some of the County's most marginalized and isolated residents by bringing services directly to them and allowing them to build ongoing relationships with service providers. Consistent service by a trusted professional will help many of these individuals remain stably housed and participate fully in their communities.

Use of Evidence

The goals are to reduce the number of behavior-related lease violations and evictions, reduce frequency of emergency healthcare visits, and increase resident quality of life and enjoyment of community.

Evidence-base Determination: Strong evidence base

Name of Study	Source	Study Description	Study Type
Systematic review of psychosocial factors associated with evictions	Health and Social Care	This systematic review included 10 peer-reviewed studies on evictions from the United States, Canada, Amsterdam, and Britain. 80% of the studies included indicated that physical and mental health problems are associated with evictions. One study found that 11% to 40% of the tenants with mental health problems were evicted in 2003.	Non-Experimental
Impact of supported housing on clinical outcomes: analysis of a randomized trial using multiple imputation technique	National Library of Medicine	In 1992, the US Department of Housing and Urban Development Experimental and the US Department of Veterans Affairs established the HUD-VA Supported Housing Program (HUD-VASH) to provide integrated clinical and housing services to homeless veterans with psychiatric and/or substance abuse disorders. This study included a randomized control sample that assigned participants to either HUD-VASH, case management only, or standard VA care. Researchers found significant benefits for HUD-VASH participants in drug and alcohol abuse outcomes.	Experimental

NT793 Care Coordination Specialists at HACC Properties (Behavioral Health Specialists), cont'd.

Performance Report

Program-specific Metrics	
# of residents meeting with staff members	256
# of residents receiving therapeutic services	20
# of residents connected to external services	128
# of lease violations associated with residents	6
# of eviction cases associated with residents	1
# of residents receiving additional preventative/standard healthcare	7

NT037 Sustaining Mental Health Hotline for Suburban Residents

Policy Pillar: Healthy Communities
 Department: Cook County Department of Public Health

Project Identification Number: 63810
 Proposed Total Funding Amount: \$1,485,000
 FY23 Funding Amount: \$340,128
 Project Term: 2022-2026
 Project Expenditure Category: 1.12 Mental Health Services*^

Project Overview

The Cook County Department of Public Health and NAMI Chicago will expand an existing mental health support line in the City of Chicago to provide support and referral for suburban Cook County residents. The hotline will be staffed seven days a week and will provide emotional support, refer callers to mental health treatment, substance use, and other resources and provide intensive case support for callers with significant needs through its clinical support program. The suburban hotline is funded until May 2023. ARPA funding will be used to provide service to suburban cook county residents through April 30, 2026.

Use of Evidence

The goal is to provide mental health support to approximately 3,500 to 4,000 callers per year.

Evidence-base Determination: Moderate evidence base

Name of Study	Source	Study Description	Study Type
Are crisis lines meeting new mental health needs?	American Psychological Association	This article explains how there are no randomized controlled trials for crisis lines because it is both ethically and logistically difficult to do so. They highlight a study by Madelyn Gould, PhD, who found that 80% of callers who were interviewed 6 to 12 weeks after assessing the lifeline said the crisis line kept them from carrying out suicide.	Non-Experimental
Follow-up with Callers to the National Suicide Prevention Lifeline: Evaluation of Callers' Perceptions of Care	Suicide Life Threat Behavior	This study included 550 callers to the National Suicide Prevention Lifeline 6 to 12 weeks after they called. 70.6% of participants said the call stopped them from taking their life and 90.6% said the call kept them safe.	Non-Experimental
Crisis line services: A 12-month descriptive analysis of callers, call content, and referrals	National Library of Medicine	This study looked at various aspects of a crisis line service center in the US over 12 months. They found that 99.5% of the callers (n=3,068) reported that the call was helpful.	Non-Experimental

Performance Report

This program is still in development and metrics will be reported in future reports. The following represent proposed measures for Sustaining Mental Health Hotline for Suburban Residents with the intended outcome of providing support and referrals for suburban Cook County residents:

- Number of callers to hotline
- Referrals provided to callers
- Emergency assistance instances

NT033 Lead Poisoning Prevention Fund

Policy Pillar: Healthy Communities
 Department: Cook County Department of Public Health

Project Identification Number: 65656
 Proposed Total Funding Amount: \$3,776,462
 FY23 Funding Amount: \$1,759,524
 Project Term: 2022-2024
 Project Expenditure Category: 2.2 Social Determinants of Health: Lead Remediation*^

Project Overview

The Lead Poisoning Prevention Fund supplies funding for the Cook County Department of Public Health’s lead program, supporting staff who work to prevent and address children’s lead exposure in suburban Cook County, as well as lead hazard remediation for low- to middle-income families. ARPA dollars will extend the work of the Department for an additional three years allowing continued services to families with lead-exposed children, including lead exposure prevention education, lead risk assessments to identify lead-based hazards in the home, and remediation of identified hazards to remove or control them and protect children.

Use of Evidence

The goals of the program as lead hazard remediation and provider education. Evidence-base Determination: Moderate evidence base

Name of Study	Source	Study Description	Study Type
Evaluation of HUD- funded lead hazard control treatments at 6 years post-intervention	ScienceDirect	The US Department of Housing and Urban Development provided grants to state and local governments to control lead- based paint hazards in low income, private homes. Using a stratified random sampling scheme, this study found that this intervention significantly reduced environmental lead levels on floors, window sills and window troughs.	Non-Experimental
The impact of low-level toxicity on school performance among children in the Chicago Public Schools: a population-based retrospective cohort study	Environmental Health	The study examined 58,650 children born in Chicago and examined the association between lead concentration and academic performance. Researchers estimate that 13% of reading failure and 14.8% of math failure cases can be attributed to higher blood lead concentrations.	Non-Experimental
Health Effects of Lead Exposure	Centers for Disease Control and Prevention	The CDC outlines how lead exposure harms children’s health including damaging the brain and nervous system, slowing growth and development, learning and behavior problems, and hearing and speech problems.	Non-Experimental

NT033 Lead Poisoning Prevention Fund, cont'd.

Performance Report

Program-specific Metrics	
# of units where lead hazards were identified	103
# of units where lead hazards were removed	50
% of units where lead hazards were removed	48%
# of applications submitted for lead hazard remediation	69
# of applications approved for lead hazard remediation	61
% of applications approved for lead hazard remediation	71%
# of medical providers trained on lead screening and reporting requirements	52
# of nurse home visits conducted	225

NT036 Opioid Overdose and Substance Use Prevention Initiative

Policy Pillar: Healthy Communities
 Department: Cook County Department of Public Health

Project Identification Number: 63711
 Proposed Total Funding Amount: \$7,620,852
 FY23 Funding Amount: \$2,529,924
 Project Term: 2022-2026
 Project Expenditure Category: 1.13 Substance Use Services*^

Project Overview

The opioid overdose prevention initiative expands on existing prevention activities to address the impact of COVID-19 on opioid and substance use disorder in suburban Cook County. The initiative includes: 1) distributing naloxone, especially for people who are justice-involved and are especially vulnerable to overdose; 2) bolstering capacity for harm reduction services in the South and West suburbs where harm reduction non-profits are few and far between; 3) expanding medication-assisted treatment capacity in priority communities; and 4) expanding initiatives to leverage existing and new data sources to inform prevention efforts. Research shows a strong connection between poverty and overdose risk, and recent increases in opioid overdose deaths for middle-aged, African American men in suburban Cook County. Establishing services on an outreach and prevention basis will help address root causes of these disparities.

Use of Evidence

The goals are to increase naloxone access, increase access to harm reduction services, increase access to drug checking services and improve understanding of the illicit drug market composition.

Evidence-base Determination: Moderate evidence base

Name of Study	Source	Study Description	Study Type
Impact of a community-based naloxone distribution program on opioid overdose death rates	Drug and Alcohol Dependence	This study evaluated a naloxone distribution program implemented in North Carolina in August 2013. They did a one-group, pre-post design study using county-level data. Researchers found that distributing naloxone kits was associated with lower opioid overdose death rates. They estimate that 353 deaths were avoided by this program. Additionally, on average for every dollar spent on the program, \$2,742 were saved due to avoiding opioid related deaths.	Non-Experimental
Perspectives on rapid fentanyl test strips as a harm reduction practice among young adults who use drugs: a qualitative study	Harm Reduction Journal	From May to September 2017, this study gave 93 young adults in Rhode Island rapid fentanyl test strips and taught them how to use them. They then returned in 90 days to see how the tests affected their behavior. The study found that 87% of the participants used at least one of the test strips, and a majority found them useful and straightforward to use. Additionally, a positive result from the test led participants to alter their drug use behavior, including discarding the drug supply, using with someone else and keeping naloxone nearby.	Non-Experimental
Opioid overdose rates and implementation of overdose education and nasal naloxone distribution in Massachusetts: interrupted time series analysis	The BMJ	This study evaluated the impact of a state-supported overdose education and naloxone distribution program on rates of opioid related deaths from overdose in Massachusetts. They found that communities that implemented this program saw a reduction in overdose related deaths.	Non-Experimental

NT036 Opioid Overdose and Substance Use Prevention Initiative, cont'd.

Performance Report

This program is still in development and metrics will be reported in future reports. The following represent proposed measures for the Opioid Overdose and Substance Use Prevention Initiative with the intended outcome of introducing and expanding harm reduction services throughout suburban Cook County:

- Naloxone training sessions performed
- Naloxone kits distributed
- Individuals that received harm reduction counseling

NT886 Public Health Emergency Preparedness Expansion

Policy Pillar: Healthy Communities
Department: Cook County Department of Public Health

Project Identification Number: 65064
Proposed Total Funding Amount: \$4,442,557
FY23 Funding Amount: \$1,150,804
Project Term: 2022-2026
Project Expenditure Category: 3.4 Public Sector Capacity: Effective Service Delivery

Project Overview

The Cook County Department of Public Health (CCDPH) will expand its Emergency Preparedness and Response Unit. This expansion aims to fill positions that were not available during the pandemic, including positions focused on volunteer management, local healthcare readiness and logistics, and coordination in planning. The initiative will enhance the agency's capacity in preparedness planning and response. While CCDPH has made great strides towards ensuring the health and safety of all Suburban Cook County residents, the COVID-19 pandemic shed light on gaps in infrastructure and systems, especially related to communication and coordination. Opportunities exist for the agency to strengthen current relationships and engage in new ones to address the needs of communities and populations disproportionately impacted by COVID-19 and underserved populations.

Performance Report

This program is still in development and metrics will be reported in future reports. The following represent proposed measures for the Public Health Emergency Preparedness Expansion with the intended outcome of enhancing capacity in preparedness planning and response:

- Stakeholders that attended Hazard Risk Assessment workshops
- New protocols identified

NT043 Suburban Cook County Worker Protection Program

Policy Pillar: Healthy Communities
Department: Cook County Department of Public Health

Project Identification Number: 61912
Proposed Total Funding Amount: \$5,232,663
FY23 Funding Amount: \$1,429,901
Project Term: 2022-2026
Project Expenditure Category: 1.14 Other Public Health Services^

Project Overview

The Suburban Cook County Workers Protection Program will continue to equip employers and workers, including temporary and gig workers, with the information, resources, and supports to minimize the transmission of diseases, including COVID-19, in workplaces. The program will work to advance sustainable tri-directional, worker-centered systems for education, reporting and compliance, and support policy changes that promote worker rights, health, and safety for precariously employed workers. Given the exposure that precariously employed workers experienced during COVID-19, and the groups that belong to these classes of workers, training this group on prevention, transmission, and safety policy will improve the public health of these populations.

Performance Report

This program is still in development and metrics will be reported in future reports. The following represent proposed measures for the Suburban Cook County Worker Protection Program with the intended outcome of promoting and protecting the rights, health, and safety of precariously employed workers:

- Workplaces or communities that establish a worker safety committee
- Workers reached, educated, or trained
- Businesses inspected that improve work standards

NT118 Security Assistance

Policy Pillar: Healthy Communities
 Department: Bureau of Economic Development

Project Identification Number: 60713
 Proposed Total Funding Amount: \$2,271,688
 FY23 Funding Amount: \$966,362
 Project Term: 2021-2025
 Project Expenditure Category: 2.1 Household Assistance: Food Programs*^

Project Overview

ARPA funding will be leveraged to support the operation of food distribution sites in low-income areas throughout Cook County. Funding will be distributed to the relevant partners to ensure they have access to the equipment needed for food provision in impacted communities, particularly in priority areas in south and west suburban Cook County. The program will also expand the provision of fresh food in these communities through purchase of cold storage vans and increased refrigerated storage at food pantries. As the program responds to the public health and economic crisis, the County has a unique opportunity to build a better, stronger, more resilient emergency food system that not only copes and recovers in emergency but thrives in a way that it provides stability for anyone in need. This effort aims to transform the emergency food system by investing in new food partners where needed and building the capacity of existing partners to meet community needs.

Use of Evidence

The goal of the program is to increase access to nutritious food and improve food access locations in suburban Cook County. Partners are the Greater Chicago Food Depository and their network of community partners.

Evidence-base Determination: Strong evidence base

Name of Study	Source	Study Description	Study Type
Feeding America Map of Cook County	Feeding America	Feeding America’s “Map the Meal Gap” estimate of food insecurity for 2019 pre-COVID-19 was 9.3% for Cook County overall and 12.3% for households with children.	Non-Experimental
Food insecurity among household with children during the COVID-19 pandemic results from a study among social media users across the United States	National Journal	US survey data (n=5,606) indicate exacerbation of food insecurity during the pandemic. The study offers preliminary data from the national health emergency that will be instrumental in guiding additional research and time-sensitive interventions targeted towards vulnerable, food insecure subgroups.	Non-Experimental
The impact of novel and traditional food bank approaches on food insecurity: a longitudinal study in Ottawa, Canada	BMC Public Health	This study found that the majority of people who were food insecure at baseline remained food insecure at the 18-month follow-up, although there was a small downward trend in the proportion of people in the severely food insecure category. Conversely, there was a small but significant increase in the average perceived mental health score at the 18-month follow-up compared to baseline. Researchers found significant reductions in food insecurity for people who accessed food banks that offered a Choice Model of food distribution and food banks that were integrated within Community Resource Centers.	Experimental

NT118 Security Assistance, cont'd.

Name of Study	Source	Study Description	Study Type
Food insecurity and hunger: A review of the effects on children's health and behavior	National Library of Medicine	Longitudinal studies in Canada indicate that hunger is related to poor health outcomes, including a higher risk of depression and suicidal ideation in adolescents, and chronic conditions, particularly asthma. In addition, nutrient deficiencies, such as iron deficiency, are known to impair learning and cause decreased productivity in school-age children, and maternal depressive disorders.	Non-Experimental

Performance Report

Treasury-required Metrics	
# of households/individuals served (by program if recipient establishes multiple separate household assistance programs)	13,086

NT042 Good Food Purchasing Program

Policy Pillar: Healthy Communities
Department: Cook County Department of Public Health

Project Identification Number: 63962
Proposed Total Funding Amount: \$4,497,975
FY23 Funding Amount: \$1,340,708
Project Term: 2022-2026
Project Expenditure Category: 6.1 Provision of Government Services

Project Overview

The Good Food Purchasing Program (GFPP) is a procurement strategy that directs institutional food purchasing toward five core values: local economies, environmental sustainability, valued workforce, animal welfare, and nutrition. GFPP provides a metrics-based, flexible framework to assess progress of public institutions as they work to become a recognized Good Food Provider. In 2018, Cook County passed a resolution promoting GFPP. This program can support transforming the local food system into one that is transparent and racially equitable by investing in local food producers and businesses of color and ensuring safe and fair working conditions for frontline food chain workers.

Performance Report

This program is still in development and metrics will be reported in future reports. The following represent proposed measures for the Good Food Purchasing Program with the intended outcome of supporting a more just, equitable, sustainable and healthy food system:

- Community education strategies identified
- Food waste audits completed, and recovery plans developed

NT053 Food as Medicine

Policy Pillar: Healthy Communities
Department: Cook County Health (Hospital)

Project Identification Number: 64712
Proposed Total Funding Amount: \$2,087,298
FY23 Funding Amount: \$1,166,120
Project Term: 2022-2024
Project Expenditure Category: 1.14 Other Public Health Services^

Project Overview

Cook County Health (CCH) will expand efforts to identify and address food insecurity among patients, while also improving their health outcomes through the “Fresh Start” program. Fresh Start is a one-stop, whole-person approach to wellness to build and sustain healthy behaviors, which will establish access to healthy foods at CCH facilities, support a multi-disciplinary clinical support team, and provide nutrition education to address patients’ dietary needs and manage chronic disease. This will build on the success of other health systems that have established “food pharmacies.” Food insecurity during the COVID-19 pandemic disproportionately affected minority populations, including Black and Latinx individuals. Food as Medicine interventions demonstrate improved health outcomes, and CCH will document impact on patients’ clinical outcomes, utilization, and behavior change and partner with payers to sustain this work.

Performance Report

This program is still in development and metrics will be reported in future reports. The following represent proposed measures for Food as Medicine with the intended outcome of identifying and addressing food insecurity among patients, while also improving their health outcomes:

- Patients accessing on-site food pantry
- Patients accessing on-site food pantry who report a change in food insecurity status

NT017 Urban Farming Initiative Gap Analysis Research

Policy Pillar: Healthy Communities

Department: Bureau of Administration, Department of Environment and Sustainability

Project Identification Number: 65564

Proposed Total Funding Amount: \$150,000

FY23 Funding Amount: \$150,000

Project Term: 2022-2023

Project Expenditure Category: 3.4 Public Sector Capacity: Effective Service Delivery

Project Overview

South Suburban Cook County municipalities contain many areas that have been identified as food deserts, or urban areas in which it is difficult to buy affordable or good-quality fresh food. Initiating or supporting current urban farming projects in these areas will help deliver healthy and sustainable food options while educating community members on sustainable farming practices and composting organics. Cook County will conduct a gap analysis study to get a more in-depth understanding of how to best support current and future initiatives in the short-, medium-, and long-term. In doing so, Cook County can address its food deserts with equitable programming and development.

Performance Report

This program is still in development and metrics will be reported in future reports. The following represent proposed measures for Urban Farming Initiative Gap Analysis Research with the intended outcome of developing a pathway for more comprehensive implementation in the region and recommendations of how to best allocate future funding in a strategic and meaningful way:

- Food deserts identified
- Agriculture hubs and co-ops identified
- Average number of miles between urban agriculture sites and existing food deserts

NT885 & NT896 Behavioral Health Support and Expansion

Policy Pillar: Safe and Thriving Communities, Healthy Communities
 Department: Cook County Department of Public Health and ACHN

Project Identification Number: 62410
 Proposed Total Funding Amount: \$22,944,226
 FY23 Funding Amount: \$10,844,432
 Project Term: 2022-2026
 Project Expenditure Category: 1.12 Mental Health Services*^

Project Overview

Cook County Health (CCH) and The Cook County Department of Public Health (CCDPH) are increasing the capacity of their mental health services while increasing access for Cook County residents. CCH will enhance community behavioral health care and access by adding social workers to CCH's Ambulatory Care sites and adding after-hours behavioral health clinics in the community. CCDPH will expand behavioral health prevention and community-based treatment programs in priority communities of Cook County. Key areas of focus will include suicide prevention (including school-based screening), counseling and treatment, behavioral health workforce development, and youth-focused programs, including restorative justice and school discipline reform. CCDPH will also convene a Behavioral Health Community Council to increase community engagement and incorporate those with lived experience into its mental health efforts.

Use of Evidence

The goals are to develop a CCDPH Behavioral Health and Policy Database by 2024 to analyze and track trends in behavioral health risk factors, establish an advisory group to uplift community voices and provide input on departmental initiatives, increase the percent of Cook County residents with access to behavioral health services, expand community-based treatment groups, increase referrals from primary care providers, and strengthen the workforce by providing trainings and professional development.

Evidence-base Determination: Moderate evidence base

Name of Study	Source	Study Description	Study Type
Connect: An Effective Community-Based Youth Suicide Prevention Program	National Library of Medicine	This study evaluated Connect, a community-based youth suicide prevention program. They evaluated 648 adults and 204 high school students and saw significant changes in knowledge and attitudes about suicide, increased belief in the usefulness of mental health care, and reduction in stigma associated with seeking help.	Non-Experimental
Primary Prevention Mental Health Programs for Children and Adolescents: A Meta-Analytic Review	Wiley Online Library	Used meta-analysis to review 177 primary prevention programs designed to prevent behavioral and social problems in children and adolescents. The outcome reflects an 8% to 46% difference in success rates favoring the prevention groups. Most programs had the dual benefit of significantly reducing problems and significantly increasing competencies.	Non-Experimental
The views of mental health nurses on continuing professional development	Wiley Online Library	This study did face-to-face interviews with 50 mental health nurses. They found that the majority of participants valued continuing professional development, with 40% expressing a desire for professional development through remaining in service, 30% want an emphasis on the importance of collegial support amongst peers and management, and 30% want to further their tertiary studies.	Non-Experimental

NT885 & NT896 Behavioral Health Support and Expansion, cont'd.

Performance Report

Program-specific Metrics	
# of patients serviced by behavioral health provider	1,009
# of behavioral health providers receiving training	125
# of training hours provided	80
# of social workers retained (from baseline)	70

NT513_BD – Crisis Intervention Pilot Program for Cook County

Policy Pillar: Healthy Communities
Department: Cook County Department of Public Health

Project Identification Number: 67464
Proposed Total Funding Amount: \$2,000,017
FY23 Funding Amount: \$518,004
Project Term: 2022-2026
Project Expenditure Category: 3.4 Public Sector Capacity: Effective Service Delivery

Project Overview

Cook County Department of Public Health aims to better understand the needs of the community as it pertains to the crisis care continuum, with the goal of reducing fragmentation and strengthen the County’s ability to impact the behavioral health needs of the community. The first phase will be an assessment of needs in suburban Cook County. The second phase will be a County-wide Behavioral Workforce Study to further understand areas of need across the County. In the final phase, CCDPH will provide grants to local organizations who can meet the needs identified in the assessments.

Performance Report

This program is still in development and metrics will be reported in future reports. The following represent proposed measures for the Crisis Intervention Pilot Program:

- # of gaps identified in suburban Cook County crisis care continuum needs assessment
- # of people interviewed or engaged for Cook County crisis care continuum needs assessments

VITAL COMMUNITIES



NT111 Small Business Grant Program

Policy Pillar: Vital Communities
Department: Bureau of Economic Development

Project Identification Number: 65121
Proposed Total Funding Amount: \$71,000,000
FY23 Funding Amount: \$24,500,000
Project Term: 2022-2024
Project Expenditure Category: 2.29 Loans or Grants to Mitigate Financial Hardship^

Project Overview

The Bureau of Economic Development will provide grants to small businesses with less than 20 employees that continue to suffer from the impacts of COVID-19, as well as early-stage businesses formed since the onset of COVID-19. Program approach targets businesses owned by BIPOC individuals, women, veterans serving these groups at higher rates than their County demographic representation.

The grants will position businesses for growth and a sustainable path forward. The County will continue to link its small business advising services to receipt of grant funds to maximize the impact of these grants. The program will result in renewed entrepreneurship capacity in the short-term and renewed community wealth in the long-term.

Performance Report

This program is still in development and metrics will be reported in future reports. The following represent proposed measures for the Small Business Grant Program with the intended outcome of granting capital to small businesses that continue to suffer from the impact of COVID-19 and to early-stage small businesses formed since the onset of COVID-19:

- COVID-19 Recovery grants awarded
- Grant recipients reporting operational improvement

NT108 & NT110 Small Business Assistance

Policy Pillar: Vital Communities
 Department: Bureau of Economic Development

Project Identification Number: 60521
 Proposed Total Funding Amount: \$21,040,611
 FY23 Funding Amount: \$10,494,809
 Project Term: 2021-2024
 Project Expenditure Category: 2.30 Technical Assistance, Counseling, or Business Planning*^

Project Overview

The Cook County Small Business Source (formerly called the Cook County Small Business Assistance program) provides direct business advising services or technical assistance, at no cost, to small businesses in Cook County. The program consists of the following components: One-on-one business advising, also known as technical assistance, available to Chicago and Cook County small businesses to help address their unique needs, use new tools, and navigate resources. Webinars and toolkits are available to Chicago and Cook County businesses to explain program resources and guide small businesses through information that will help analyze their business needs with a COVID-19 recovery lens.

The Southland Development Authority (SDA) (formed in 2019 with support from Cook County) launched the Business Growth Services program in response to the onset of COVID and its impact on local businesses. The SDA drives comprehensive, transformative and inclusive economic growth in Cook County’s South Suburbs. The SDA developed a unique multi-faceted assistance program that connects small businesses to industry experts, mentors and other resources.

Public Facing Websites

<https://cookcountysmallbiz.org/>
<https://www.southlanddevelopment.org/>

Use of Evidence

The goals of this program are to assist over 500 small businesses, increase GDP, median income, property values, and reduce unemployment.

Evidence-base Determination: No clear evidence base

There is no evidence available to support the interventions included in this initiative due to the personalized nature of the technical assistance.

Performance Report

Treasury-required Metrics	
# of small businesses served (by program if recipient establishes multiple separate small businesses assistance programs)	10,798

NT108 & NT110 Small Business Assistance, cont'd.

Program-specific Metrics	
Total # of businesses served [engaged with, including retained clients]	5,523
Total # of new businesses served [only clients gained in this Month]	3,796
# of new Minority and Women owned businesses served	1,593
Total # of hours of service provided per beneficiary (can be segmented by County equity categories)	294
Outreach: # of Outreach Emails Sent	218,356
Outreach: # of Outreach Events and Webinars	3,767
Outreach: # of Events Participants	2,794
Outreach: # of Social Media Posts (Total)	149

NT115 Cook County Legal Aid for Housing and Debt

Policy Pillar: Vital Communities
 Department: Bureau of Economic Development

Project Identification Number: 60317
 Proposed Total Funding Amount: \$22,209,597
 FY23 Funding Amount: \$10,287,185
 Project Term: 2021-2024
 Project Expenditure Category: 2.2 Household Assistance: Rent, Mortgage, and Utility Aid*^

Project Overview

ARPA funding will support the Cook County Legal Aid for Housing and Debt (CCLAHD) program. CCLAHD helps residents resolve eviction, foreclosure, consumer debt, and tax deed issues pre-court and during the court process. CCLAHD provides free legal aid, mediation services, case management, and connections for tenants and landlords dealing with evictions; property owners who are behind on their mortgage payments or property taxes; and creditors and debtors with issues related to consumer debt.

Use of Evidence

CCLAHD aims to improve housing stability for renters and homeowners, ensure the court system can continue operating effectively with increased caseloads, and provide equal access to justice for all parties within the court system.

Evidence-base Determination: Moderate evidence base

Name of Study	Source	Study Description	Study Type
Getting Landlords and Tenants to Talk (Urban Institute, 2020)			Non-Experimental
Interventions to Prevent Tenant Evictions: A Systemic Review (Radboud University Medical Center, 2015)	Health and Social Care in the Community	Literature review of numerous studies providing evidence on a range of interventions to lower tenant evictions and resulting homelessness. "Legal assistance and debt advice are promising interventions that seem to be effective in decreasing the risk of eviction."	Non-Experimental

Performance Report

Treasury-required Metrics	
# of households/individuals served	38,599
# of people or households receiving eviction prevention services (including legal representation)	26,371
# of affordable housing units preserved or developed	0

NT115 Cook County Legal Aid for Housing and Debt, cont'd.

Program-specific Metrics	
# of clients served (ERP)	36,900
# of hotline consultations (ERP)	13,121
# of legal consultations provided (not hotline) (ERP)	15,696
# of cases mediated (ERP)	425
# of cases settled (ERP)	1,293
# of clients served (MFMP)	798
# of cases mediated (MFMP)	2,251
# of referrals to other assistance (ex. rent/mortgage assistance) (MFMP)	197

NT092 Cook County Water Affordability Program

Policy Pillar: Vital Communities
 Department: Bureau of Economic Development

Project Identification Number: 63314
 Proposed Total Funding Amount: \$20,000,000
 FY23 Funding Amount: \$20,000,000
 Project Term: 2022-2023
 Project Expenditure Category: 2.2 Household Assistance: Rent, Mortgage, and Utility Aid*^

Project Overview

The Cook County Water Affordability Program will provide water utility bill payment assistance to help households suffering from income loss and mounting bills during the pandemic, focusing on low-income suburban residents. The program will reduce uncollectable debt for municipal water utilities. The anticipated focus of the program is on communities with a high-water burden, meaning that the household spends a significantly larger portion of their income on the water and sewer bill. The County will coordinate its efforts with the new Low Income Household Water Assistance Program.

Use of Evidence

CCLAHD aims to improve housing stability for renters and homeowners, ensure the court system can continue operating effectively with increased caseloads, and provide equal access to justice for all parties within the court system.

Evidence-base Determination: Moderate evidence base

Name of Study	Source	Study Description	Study Type
Effects of improved water supply and sanitation on ascariasis, diarrhea, dracunculiasis, hookworm infection, schistosomiasis, and trachoma	National Library of Medicine	This article is an analysis of 144 studies to examine the impact of improved water supply and sanitation facilities on ascariasis, diarrhea, dracunculiasis, hookworm infection, schistosomiasis, and trachoma. The median reduction in morbidity for diarrhea, trachoma, and ascariasis induced by water supplies and/or sanitation was 26%, 27%, and 29% respectively. Child mortality fell by 55%.	Non-Experimental
Water insecurity and psychological distress: case study of the Detroit water shutoffs	Journal of Public Health	This article analyzed the psychological dimensions of water insecurity in Detroit, Michigan using a community-based participatory study. Their model found a statistically significant effect of water insecurity on psychological distress, and that paying for water and sanitation causes financial stress, regardless of water status.	Non-Experimental
The impact of low-income home energy assistance program participation on household energy insecurity	Contemporary Economic Policy	This article looked at the impact of the low-income home energy assistance program (LIHEAP), the single largest energy assistance program available to low-income households. The results show that LIHEAP significantly increases energy security in low-income households, and simulations suggest that ending the program will decrease the number of low-income energy secure households by 17%.	Non-Experimental

NT092 Cook County Water Affordability Program, cont'd.

Performance Report

This program is still in development and metrics will be reported in future reports. The following represent proposed measures for the Cook County Water Affordability Program with the intended outcome of water utility bill payment assistance to help households suffering from income loss and mounting bills during the pandemic:

- Average total household water debt
- Water debt paid-off

Mandatory Performance Indicators:

Per reporting guidelines, projects in expenditure categories 2.2 must include the following metrics:

- Number of households receiving eviction prevention services (including legal representation)
- Number of affordable housing units preserved or developed

NT116 Guaranteed Income Program

Policy Pillar: Vital Communities
 Department: Bureau of Economic Development

Project Identification Number: 61315
 Proposed Total Funding Amount: \$42,499,999
 FY23 Funding Amount: \$24,177,517
 Project Term: 2022-2025
 Project Expenditure Category: 2.3 Household Assistance: Cash Transfers*^

Project Overview

The Cook County Guaranteed Income Program will provide recurring monthly unrestricted payments to 3,250 residents, selected through a lottery, for 2 years to improve participants’ long-term economic stability. To qualify, participants’ household income must be at or below 250% of the Federal Poverty Guideline. The Guaranteed Income Program builds on the demonstrated success of guaranteed income programs in other jurisdictions in increasing residents’ financial stability and improving their health outcomes. Cook County’s program will include a research evaluation component to help the County better understand participant

Public Facing Websites

<https://www.engagecookcounty.com/promise>
<https://www.cookcountyil.gov/promise>

Use of Evidence

CCLAHD aims to improve housing stability for renters and homeowners, ensure the court system can continue The goals are to improve financial stability, economic mobility, and mental and physical health.

Evidence-base Determination: Strong evidence base

Name of Study	Source	Study Description	Study Type
The Town with no Poverty: The Health Effects of a Canadian Guaranteed Annual Income Field Experiment	Canadian Public Policy	Analyzes the Manitoba Basic Annual Income Experiment (MINCOME) which was a Canadian guaranteed annual income field experiment from 1974 to 1979. They found an 8.5% reduction in the hospitalization rate for those that were part of the program compared to those who did not participate. They also found participants contacted their physicians less, especially regarding mental health. They conclude that guaranteed annual income can improve population health and lead to significant health system savings.	Experimental
The Labor Market Impacts of Universal and Permanent Cash Transfers: Evidence from the Alaska Permanent Fund	American Economic Journal: Economic Policy	Alaska has been providing residents with a yearly cash dividend since 1982. This study found that the dividend had no effect on employment and increased part-time work by 17%. Their results show that cash transfers did not decrease aggregate employment and increased the amount of cash available to stimulate the economy.	Non-Experimental
The impact of cash transfers on social determinants of health and health inequities in sub-Saharan Africa: a systemic review	National Library of Medicine	This paper reviewed 53 cash transfer programs in sub-Saharan Africa. They found that cash transfers can be effective in tackling structural determinants of health such as financial poverty, education, household resilience, child labor, social capital and social cohesion, civic participation, and birth registration.	Non-Experimental

NT116 Guaranteed Income Program, cont'd.

Name of Study	Source	Study Description	Study Type
Stockton Economic Empowerment Demonstration Preliminary Analysis: SEED's First Year	SEED's preliminary report of their program	Stockton Economic Empowerment Demonstration (SEED) is a program in Stockton, California that began in 2019 and gave 125 residents \$500 a month for 24 months. In their first year they found that the control group experienced 1.5x more income volatility than the treatment group. The treatment group also showed statistically significant differences in emotional health. Lastly, in February 2019, when the program started, 28% of participants were employed full-time, and one year later 40% were employed full-time.	Experimental
An experiment to inform universal basic income	McKinsey & Company	Finland conducted a two-year study where 2,000 unemployed people received a guaranteed, unconditional monthly payment of 560 euros. The treatment group reported higher life satisfaction (7.3 out of 10 compared to 6.8), 83% were free of mental-health problems, and they registered 3 to 9% more working days per year.	Experimental

The University of Chicago will be conducting the program evaluation using a mixed-methods study. Applicants will be asked to participate in the study, but cash assistance will not be predicated on agreeing to participate.

Performance Report

Treasury-required Metrics	
# of households/individuals served (by program if recipient establishes multiple separate household assistance programs)	23,217
Program-specific Metrics	
# of flyers distributed	8,609
# of impressions (views, interactions) on social posts	130,433
# of impressions (views, interactions) on social media ads	3,959
# of emails sent promoting program to potential applicants	4,904
# of interactions with potential applicants via in-person outreach	2,662
# of interactions with potential applicants on information hotline or messaging service	1,881
# of applicants assisted in-person at designated application assistance location	1,338
# of applicants assisted in-person at remote location	1,525
# of applicants assisted remotely (via phone, video call, etc.)	82
# of complete applications received	233,162
# of users enrolled in testing	8
# of customer service requests from applicants via: Email, Call, Webform questions	27,887
Median wait time (minutes) for inbound customer service calls to be connected with a specialist	8

NT116 Guaranteed Income Program, cont'd.

Completion rate for inbound customer service calls	25
Median response time (hours) for inbound customer service emails	29
Median time (days) for customer service requests to be resolved	8
# of applicants who are verified as eligible from administrative or third-party lists	1,634
# of applicants who are verified as eligible via submitted documentation, attestations, and reference checks	10,100
# of applicants who are unable to be verified due to non-responsiveness	1,974
# of applicants who are verified as ineligible	311
% of lottery selected applicants who are successfully enrolled	17%
# of lottery selected applicants who complete benefits counseling	585
# of applicants added to lottery selected group from waitlist	181
# of participants removed from Pilot Program during the payment period	5
% of payments issued by the agreed upon date of each month to recipients	99%
# of participants who enroll in Working Credit's financial counseling program	710
# of participants who attend a credit building workshop	38
# of participants who complete an initial counseling session	213
# of participants who complete any number of coaching sessions beyond the initial counseling session	25
Median # of coaching sessions completed by participants, including the initial counseling session	7
Median # of coaching sessions completed by participants who complete any number of coaching sessions beyond the initial counseling session	4
% of participants who have credit scores at their initial counseling sessions	87%
Median Credit FICO® 8 Credit Score of all participants who complete an initial counseling session at baseline	626
% of participants with Prime FICO® 8 Credit Scores (>660) who complete an initial counseling session at baseline	18%
% of participants with at least \$1,000 in available credit who complete an initial counseling session at baseline	30%

NT888 Veteran Grant Program

Policy Pillar: Vital Communities
 Department: Bureau of Administration, Department

Project Identification Number: 61625
 Proposed Total Funding Amount: \$3,960,013
 FY23 Funding Amount: \$2,810,851
 Project Term: 2022-2026
 Project Expenditure Category: 2.37 Economic Impact Assistance: Other*^

Project Overview

The Veteran Grant Program takes a holistic approach to reach more veterans throughout Cook County, enhancing their resources, and increasing the number of veterans utilizing their earned benefits. The program will create a fund to provide grants to community-based veteran service organizations and veteran-owned businesses, establish a Veteran Service Office Corps, and provide technical training and job fairs for veterans. The Department of Veterans Affairs has also established a Veterans Roundtable made up of various veteran community stakeholders that will provide input as the program progresses.

Use of Evidence

The goals are to increase the benefit utilization rate for veterans in Illinois, and increase, strengthen, and diversify employment opportunities for veterans, and increase the service and support for veterans facing financial hardships regardless of discharge status.

Evidence-base Determination: Moderate evidence base

Name of Study	Source	Study Description	Study Type
Financial Well-Being and Post-deployment Adjustment Among Iraq and Afghanistan War Veterans	Military Medicine	The authors analyzed data from 1,388 Iraq and Afghanistan war era veterans who completed a national survey on post deployment adjustment. They found that veterans who reported having money to cover basic expenses were significantly less likely to face criminal arrest, homelessness, substance abuse, suicidal behavior, and aggression. Their study suggests that efforts aimed at enhancing financial literacy and promoting meaningful employment may enhance the quality of life of returning veterans.	Non-Experimental
Temporary Financial Assistance Decreased Health Care Costs for Veterans Experiencing Housing Instability	Health Affairs	Through the Supportive Services for Veteran Families program, the Department of Veterans Affairs partnered with community organizers to provide temporary financial assistance to veterans who are currently homeless or at imminent risk of becoming homeless. On average, people who received the assistance incurred \$352 lower health care costs per quarter than those that did not receive the assistance.	Non-Experimental

NT888 Veteran Grant Program, cont'd.

Performance Report

Treasury-required Metrics	
# of households served	6,084
Program-specific Metrics	
# of Veterans served	20
# of Chicago-Cook Technology Academy participants	130
% of Veterans completed training	100%
% of Veterans placed in technology positions	20%
# of Veterans receiving financial assistance	69
\$ of assistance to Veterans	\$16,288
# of Veteran service organizations receiving financial assistance	25
\$ of assistance to Veteran Service Organizations	\$50,000
# of Veterans or dependents applying for home improvements	282

TR002 Medical Debt Relief Initiative (Abolish Medical Debt)

Policy Pillar: Vital Communities
 Department: Office of the President

Project Identification Number: 61825
 Proposed Total Funding Amount: \$11,999,999
 FY23 Funding Amount: \$6,222,216
 Project Term: 2022-2024
 Project Expenditure Category: 2.37 Economic Impact Assistance: Other*^

Project Overview

Cook County will partner with non-profit organization, RIP Medical Debt, to purchase and retire the medical debt of income-eligible patients of hospitals located within Cook County who are unable to cover their medical bills. Eligible recipients will be Cook County residents and have incomes up to 400% of federal poverty guidelines or have a medical debt that is 5% or more of their estimated household annual income.

Public Facing Website

<https://www.engagecookcounty.com/mdri>

Use of Evidence

The goals are to retire the medical debt of patients in need and improve patients’ financial stability.

Evidence-base Determination: Moderate evidence base

Name of Study	Source	Study Description	Study Type
Reducing debt improves psychological functioning and changes decision-making in the poor	Proceedings of the National Academy of Sciences of the United States of America (PNAS)	This study examined how chronic debt affects behavior by studying how a large debt-relief program affected psychological functioning and economic decision-making in beneficiaries. A non-profit gave low-income households in Singapore up to 5,000 Singapore dollars. Comparing 196 beneficiaries before and after the debt relief found that debt relief reduced their anxiety by 11% and improved their cognitive functions by one-quarter of a standard deviation.	Non-Experimental
Second Chance: Life National without Student Debt	National Bureau of Economic Research	The authors use a plausibly random debt discharge on student Non-debt, to examine the effect on individual credit and labor market experimental outcomes. They found that beneficiaries reduced their indebtedness by 11%. They also saw an increase in geographical mobility, probability of changing jobs, and their income increased by about \$3,000 over a three-year period.	Non-Experimental

TR002 Medical Debt Relief Initiative (Abolish Medical Debt), cont'd.

Performance Report

Program-specific Metrics	
# of patients whose debt is retired	44,989
\$ Amount of debt purchased	\$25,282,667

NT104 Suburban Cook County Travel, Tourism, and Hospitality Economic Recovery Initiative

Policy Pillar: Vital Communities
 Department: Bureau of Economic Development

Project Identification Number: 61232
 Proposed Total Funding Amount: \$10,000,000
 FY23 Funding Amount: \$4,751,245
 Project Term: 2022-2024
 Project Expenditure Category: 2.35 Aid to Tourism, Travel, or Hospitality

Project Overview

Suburban Cook County's five Convention and Visitors Bureaus (CVBs), representing over 100 municipalities, banded together to develop a coordinated strategy to recover from the devastating losses due to COVID-19. ARPA funds will fund a program to support the resiliency of the suburban travel, tourism and hospitality sectors. Funding for this 3-year program will be used to formulate an action plan to aggressively pursue meetings and events; participate in regional leisure promotional campaigns; and assist hotels and restaurants with their sales and marketing. Chicago's North Shore CVB will serve as both a subawardee and as the fiscal agent to distribute funds to the other 4 CVBs, Chicago Southland CVB, Meet Chicago Northwest, Rosemont CVB, and Visit Oak Park.

Performance Report

Program-specific Metrics	
# of Impressions through Marketing Campaign	27,861,800
# and % increase in overnight hotel stays near attractions promoted through the Marketing Campaign (year over year)	229,700 Approximately a 10.65% increase

NT100 Cook County Manufacturing Reinvented (Rebound and Recover Programming)

Policy Pillar: Vital Communities
 Department: Bureau of Economic Development

Project Identification Number: 62179
 Proposed Total Funding Amount: \$4,995,000
 FY23 Funding Amount: \$2,649,734
 Project Term: 2022-2024
 Project Expenditure Category: 2.30 Technical Assistance, Counseling, or Business Planning*^

Project Overview

With the onset of the COVID-19 pandemic, Cook County partnered with the Illinois Manufacturing Excellence Center (IMEC) to ascertain the impact of this unprecedented situation and the unique challenges experienced by Cook County’s manufacturing community due to structural changes to this sector brought upon by the pandemic. The program surveyed and connected with over 1,000 manufacturers in suburban Cook County to understand their most pressing needs as a result of the changed landscape. Based upon these findings, IMEC and Cook County will partner to provide a comprehensive set of solutions such as technical assistance and matching project grants for county manufacturers to rebound from the pandemic and improve their global competitiveness, focused on production, market growth, technology, and workforce.

Use of Evidence

Cook County Manufacturing Reinvented will utilize technical assistance and implementation grants to assist Cook County manufacturers to address the needs and priorities identified in the [Urgent Needs of Manufacturers report](#) completed by the Illinois Manufacturing Excellence Center IMEC) in partnership with Cook County. The goal is to assist over 300 manufacturers in areas of greatest need, including market growth productivity automation, workforce development, and leadership.

Evidence-base Determination: Moderate evidence base

Name of Study	Source	Study Description	Study Type
Manufacturing and service supply chain resilience to the COVID- 19 outbreak: Lessons learned from the automobile and airline industries	Technological Forecasting and Social Change	This study looked at the impact COVID-19 had on automobile and airline supply chains and analyzed the short and long-term supply strategies. They found that developing localized supply sources and using advanced industry technology along with using Big Data Analytics were perceived as the best strategies.	Non-Experimental
Survival of the fittest: Technical assistance, survival and growth of small businesses and implications for public policy		This study analyzed a multiyear survey sponsored by the U.S. Small Business Administration’s Office of Entrepreneurial Development to examine the relationship between managerial and technical assistance and firm survival, as well as the relationship between the characteristics of technical assistance and financial and employment growth. Overall, findings suggest that managerial and technical assistance have a positive effect on both survival and growth, but these effects depend on the size of the firm, characteristics of the counseling experience, as well as age and other demographic differences.	

NT100 Cook County Manufacturing Reinvented (Rebound and Recover Programming), cont'd.

Performance Report

Treasury-required Metrics	
# of small businesses served (by program if recipient establishes multiple separate small businesses assistance programs)	310
Program-specific Metrics	
Estimated # of jobs created by projects closed that month	124
Estimated # of jobs retained by projects closed that month	701
Productivity and cost savings (\$) as a result of projects closed that month	\$14,230,270
Dollar amount of investments made (technology, marketing, digital expansion, etc.) by projects closed that month	\$3,087,355
# of hours of technical assistance provided	1,829
# of projects completed	45
# of active projects	139
Customer satisfaction survey: % of satisfied participants / average participant satisfaction survey score	4.3/5
Outreach: Website Activity - # of visitors to the web page	10,453
Outreach: Website Activity - # of mass email recipients	15,045
Outreach: Activity -# of people who attended an event or meeting in that month	690
Outreach: Activity - # of one-on-one activities (calls, emails, etc.)	733

NT830 Cook County Arts and Artists Program

Policy Pillar: Vital Communities
Department: Bureau of Economic Development

Project Identification Number: 66225
Proposed Total Funding Amount: \$4,989,053
FY23 Funding Amount: \$1,993,229
Project Term: 2022-2025
Project Expenditure Category: 2.37 Economic Impact Assistance: Other*^

Project Overview

The Cook County Arts and Artists program will invest in suburban Cook County art by funding artists and arts organizations, supporting artists in residence within Cook County agencies, engaging with municipalities to promote arts investments, publishing contributions made directly to the arts and to suburban municipalities for arts support, and ensuring that arts support sustains beyond the program's implementation. The program will have an equity focus with BIPOC applicants as well as other groups impacted by the pandemic being prioritized for individual artists grants, and municipalities composed of communities disproportionately impacted by the pandemic prioritized for cohort building, including education, networking, and funding identification for lasting support.

Use of Evidence

Cook County's creative sector has been devastated by the COVID-19 crisis. As first to close and last to open, the arts have been hit harder economically than other sectors. In providing recipients guidance on the use of ARPA funds, the US Treasury explicitly pointed to the pandemic's disproportionate impact on the arts sector while the interim final rule cites a 24% drop in gross output in the arts and connected businesses.

The arts sectors also have a demonstrated challenge to recovery. Unemployment insurance claims in the creative sector grew by more than 300% between January 2020-2021, twice the rate across all sectors in Illinois (according to the US Department of Labor). According to a pre-pandemic study conducted by the Arts Alliance of Illinois, the nonprofit arts sector alone generates \$3.2 billion in economic activity. Even with performances restarting, a Hopkins study conducted in 2020 (before the Delta variant) estimated that arts nonprofits will take more than 25 months – longer than any other type of nonprofit – to recover from the pandemic.

While there is a demonstrated necessity to uplift the arts sector and artists, the personalized nature of the assistance results in no clear evidence basis to existing literature.

Performance Report

This program is still in development and metrics will be reported in future reports. The following represent proposed measures for the Cook County Arts and Artists Program with the intended outcome of demonstrating the transformative power of the arts to advance the County's objectives and contribute to the County's sustainable recovery from the COVID-19 crisis:

- Applications submitted by local artists and local art organizations
- Grants to local artists and local art organizations
- Social media impressions
- Focus groups and roundtables held
- Research on the arts sector in Cook County

NT106 Advancing Equitable Recovery in the Southland – Southland Metals Hub

Policy Pillar: Vital Communities
Department: Bureau of Economic Development

Project Identification Number: 64879
Proposed Total Funding Amount: \$924,990
FY23 Funding Amount: \$542,025
Project Term: 2022-2024
Project Expenditure Category: 2.30 Technical Assistance, Counseling, or Business Planning*^

Project Overview

The Southland Metals Hub will develop the region’s cluster of small and medium-sized metals, machinery, and equipment (MM&E) firms. The Metals Hub will help firms recover from disruption to supply chains caused by the pandemic, using existing strengths and capacity to bolster productivity. Resource combination will include market research, inter-company cooperation, and networking, collaboration for market penetration, technology acquisition, and economies of scale development. Outreach to potential members will include a focus on BIPOC/women-owned enterprises and businesses located in communities composed of those most disproportionately impacted by the pandemic.

Use of Evidence

The Southland has experienced severe disinvestment in the last several decades, driving substantial increases in poverty and unemployment. Despite the fact that Southland MM&E firms fared better than the Chicago region, the Southland lost nearly 200 firms and 33% employment between 2009-2015. As of June 2020, the Southland’s poverty rate was 36.9% (national average is 31.0%) and unemployment was 21.6% (national average is 14.4%). Though nearly half the Southland’s population is represented by people of color, business ownership by people of color is under 10%.

The Southland continues to have twice the MM&E density of the broader Chicago region (LQ of 2.03 and 1.02 respectively). But many of the Southland’s MM&E firms are small businesses, lacking the resources necessary to scale, and their supply chains have been disrupted due to COVID-19. About 25% of Southland MM&E businesses have less than 5 employees – and most (80%) have less than 50 employees.

While there is a demonstrated necessity to invest in manufacturing capabilities, the personalized nature of the assistance results in no clear evidence basis.

Sources: [SSEGI Phase 1 Report](#) and [SDA Metals Hub Concept Paper](#)

NT106 Advancing Equitable Recovery in the Southland – Southland Metals Hub, cont’d.

Performance Report

Treasury-required Metrics	
# of small businesses served	141
Program-specific Metrics	
# of new business opportunities (e.g., trade shows, client visits, trade missions, etc.)	120
# of individual referrals	48
# of individual consultations	82
# of Metal Hubs members recruited	20
# of Metal Hubs meetings held	10
# of new customers added	6

NT117 Fixed-Site Emergency Shelter for People Experiencing Homelessness

Policy Pillar: Vital Communities
 Department: Bureau of Economic Development

Project Identification Number: 66737
 Proposed Total Funding Amount: \$14,500,000
 FY23 Funding Amount: \$8,041,196
 Project Term: 2022-2026
 Project Expenditure Category: 2.16 Long-term Housing Security: Services for Unhoused Persons*^

Project Overview

The Bureau of Economic Development will support organizations within the Cook County Continuum of Care to stand up fixed-site shelters to provide health and safety to people in a housing crisis who cannot be diverted from homelessness. These organizations will also provide shelter services to ensure their experience of homelessness is short by reconnecting them to housing and other supports. Furthermore, the program will support returning residents and justice-involved individuals who are housing insecure or unhoused to provide the security necessary to connect these individuals to stable and permanent housing thus helping to reduce recidivism.

Use of Evidence

The goals of the program are to decrease reliance on temporary hotel-based shelter in use during the pandemic, support five or more fixed site shelters in various stages of development, and to create or launch development of fixed-site shelters to serve 200 persons experiencing homelessness.

Evidence-base Determination: Moderate evidence base

Name of Study	Source	Study Description	Study Type
Breaking the cycle of homelessness: Housing stability and social support as predictors of long-term well being	Housing Studies	This study examined the role of secure housing and social support as predictors of psychological well-being of individuals following a period of homelessness. They found that remaining homeless predicted poorer well-being, life satisfaction and mood, while changes in social support predicted well-being over and above housing stability.	Non-Experimental
Homelessness and Health	Canadian Medical Association Journal	This article found that people experiencing homelessness are at increased risk of dying prematurely and suffer from a wide range of health problems, including seizures, chronic obstructive pulmonary disease, musculoskeletal disorders, tuberculosis, and skin and foot problems. People experiencing homelessness also face significant barriers that impair their access to health care.	Non-Experimental
Impact of a New York City Supportive Housing Program on Housing Stability and Preventable Health Care among Homeless Families	Health Services Research	This article assessed the impact of a New York City supportive housing program on housing stability and preventable emergency department visits. They found that 87% of supportive housing tenants experiences housing stability in 2 years post baseline.	Non-Experimental

NT117 Fixed-Site Emergency Shelter for People Experiencing Homelessness, cont'd.

Project Overview

This program is still in development and metrics will be reported in future reports. The following represent proposed measures for Fixed-Site Emergency Shelter for People Experiencing Homelessness with the intended outcome of providing health and safety to people in a housing crisis who cannot be diverted from homelessness:

- Average length of stay
- New fixed site shelters in operation
- Number of new shelter beds
- Number of new shelter units

Mandatory Performance Indicators:

Per reporting guidelines, projects in expenditure categories 2.16 must include the following metrics:

- Number of households receiving eviction prevention services (including legal representation)
- Number of affordable housing units preserved or developed

NT120 Hotel-Based Sheltering

Policy Pillar: Vital Communities
 Department: Bureau of Economic Development

Project Identification Number: 60437
 Proposed Total Funding Amount: \$13,160,133
 FY23 Funding Amount: \$8,319,032
 Project Term: 2021-2024
 Project Expenditure Category: 2.16 Long-term Housing Security: Services for Unhoused Persons*^

Project Overview

ARPA funding is being leveraged to support agencies providing shelter and related services to protect the high-risk homeless population during the pandemic. The prior model of rotating church-based shelter sites was never adequate, and that congregated, and volunteer-driven approach was not viable during the pandemic. As a result, shelter provision had to shift to a model largely provided via hotels. The six main shelter agencies serving suburban Cook County continue to provide over 20,000 shelter nights per month.

Use of Evidence

Supportive services will aim to shorten their experience of homelessness by reconnecting them to housing and other supports. Hotel sheltering will decrease over time as the transition to new permanent shelters or other shelter options takes place. Partners include the six main shelter agencies in suburban Cook County: BEDS Plus, Connections for the Homeless, Housing Forward, JOURNEYS, Respond Now, and South Suburban BADS.

Evidence-base Determination: Moderate evidence base

Name of Study	Source	Study Description	Study Type
Model Transitions (Housing and Urban Development), 2021	U.S. Department of Housing and Urban Development (HUD), and Federal Emergency Management Agency (FEMA)	Federal guidance on successful transitional services to supplement non-congregate housing strategies for people experiencing homelessness, including numerous strategies employed by this program (e.g., need-based prioritization, incorporation of race equity, and connection to wraparound services).	Non-Experimental
Interim Guidance for Homeless Service Providers to Plan and Respond to Coronavirus Disease (CDC, 2019)	Centers for Disease Control and Prevention	Federal guidance documenting the efficacy of non-congregate sheltering for addressing the needs of homeless individuals amidst the COVID-19 pandemic.	Non-Experimental
Comparison of infection control strategies to reduce COVID-19 outbreaks in homeless shelters in the United States: a simulation study (UCSF, 2020)	BMC Medicine	Working paper from researchers at the University of California at San Francisco finds that in high-risk homeless shelter environments, a combination of intensive infection control strategies is unlikely to prevent COVID-19 outbreaks. The authors evaluate daily symptom screening, twice-weekly testing of all residents or just staff, universal mask wearing, and relocation of high-risk individuals. Using all these measures gives shelters only an 8% chance of averting an outbreak when the virus is highly infectious and spreads quickly. The authors argue that these findings show the need for continued non-congregate housing arrangements for people experiencing homelessness.	Non-Experimental

NT120 Hotel-Based Sheltering, cont'd.

Performance Report

Treasury-required Metrics	
# of households/individuals served (by program if recipient establishes multiple separate household assistance programs)	3,490
Program-specific Metrics	
# of partner shelters funded	23
# of shelter nights provided	140,228
# of people receiving meals	3,989
# of people receiving health care or social service support	5
# of exits into permanent housing and fixed-site shelters	344
% of exits into permanent housing and fixed-site shelters	37%

NT900 Investing in Families and Youth

Policy Pillar: Vital Communities
 Department: Bureau of Economic Development

Project Identification Number: 63519
 Proposed Total Funding Amount: \$14,996,871
 FY23 Funding Amount: \$7,210,843
 Project Term: 2022-2025
 Project Expenditure Category: 2.10 Assistance to Unemployed or Underemployed Workers (e.g. job training, subsidized employment, employment supports or incentives)*^

Project Overview

Cook County will provide support to workforce and training programs that offer young adults quality paid work experiences to explore career pathways in target sectors or provide opportunities for a “community service corps”. The County will also support the expansion of workforce development programs that serve hard to engage populations including people without stable housing, youth in care and graduates of foster care system, people with disabilities, justice-involved returning residents, and pregnant and parenting youth. Program resources will support residents of suburban Cook County, promote economic mobility and community stability, and increase community capacity.

Use of Evidence

The goals are to implement youth and summer youth internships, facilitate reentry programming, and to offer service navigation for people with disabilities.

Evidence-base Determination: Strong evidence base

Name of Study	Source	Study Description	Study Type
Laying a Foundation: Four-Year Results from the National Youth Build Evaluation	MDRC	This study evaluated Youth Build, a program that provides hands-on vocational training for low-income young people, with a randomized controlled trial. The evaluation included 75 programs across the country and 4,000 participants. They found that 32.9% of participants enrolled in vocational school, compared to 21.7% in the control group. Participants also were more likely to report having a job and they earned higher wages.	Experimental
Allegheny County Jail-Based Reentry Specialist Program	National Institute of Justice	This was a two-phased program that first provided inmates with in-jail programming and then provided them with up to 12 months of supportive services in the community upon release. They found that participants had a 10% change of rearrest, compared with a 34% chance for the comparison group.	Non-Experimental
Bridging the Opportunity Divide for Low-Income Youth: Implementation and Early Impacts of the Year Up Program	Pathways for Advancing Careers and Education	Year Up provides six months of occupational and technical training in information technology and financial service sectors followed by a six-month internship to students. 57% of the control group pursued training compared to 96% of the treatment group. Year Up also increased average quarterly earnings by \$1,895 or 53%.	Experimental

NT900 Investing in Families and Youth, cont'd.

Performance Report

Treasury-required Metrics	
# of households/individuals served (by program if recipient establishes multiple separate household assistance programs)	378
# of workers enrolled in sectoral job training programs	87
# of workers completing sectoral job training programs	65
# of people participating in summer youth employment programs	339
Program-specific Metrics	
# of youth enrolled in summer youth programming	339
# of youth enrolled in summer youth internships that attain a paid internship	199
# of youth that complete summer youth internship	164
# of employers that host youth for summer youth internships	43
# of young adults enrolled in sector-focused internships	87
# of young adults in sector-focused internships that attain a paid internship	50
# of young adults that complete sector-focused internship	39
# of young adults in sector-focused internships that transition to unsubsidized employment, or workforce, or education/training program	4
# of employers that host young adults for sector-focused internships	23
# of "The Road Home: A Hire Calling" participants who have been enrolled in employment services	39
# of "The Road Home: A Hire Calling" participants who have been enrolled in employment services that transition to post-secondary education, long-term training, or unsubsidized employment	39
# of "The Road Home: A Hire Calling" participants who have been enrolled in occupation training that receive an Industry Recognized Credential	8
# of residents outreached for American Job Centers (i.e., hiring events, emails sent, social media impressions)	68,609
# of delegate agencies staff trained in Public Workforce System	872
# of Public Workforce System trainings held	51

NT900 Investing in Families and Youth, cont'd.

# of residents outreached for American Job Centers (i.e., hiring events, emails sent, social media impressions)	21
# of individual service referrals at American Job Centers	22
# of people with disabilities or other target populations who receive service navigation	23
# of community partner organizations or system partners connected to and educated about available American Job Center services	24
# of services/resources mapped for navigators	25
# of delegate agencies staff trained in Public Workforce System	26
# of Public Workforce System trainings held	27

NT125 Community Conservation Corps

Policy Pillar: Vital Communities
 Department: Bureau of Economic Development

Project Identification Number: 62219
 Proposed Total Funding Amount: \$3,875,000
 FY23 Funding Amount: \$1,712,631
 Project Term: 2022-2024
 Project Expenditure Category: 2.10 Assistance to Unemployed or Underemployed Workers (e.g. job training, subsidized employment, employment supports or incentives)*^

Project Overview

The Cook County Bureau of Economic Development will partner with the Forest Preserves of Cook County (FPCC) to engage youth and adults in a meaningful hands-on conservation job training program that will improve the ecological health of at least 3,000 acres of public open land. A major portion of the program beneficiaries will reside within qualified census tracts and/or live below the federal poverty line. Participants will gain basic job skills, industry-recognized certifications, technical expertise, professional networks, and soft skills that are desirable to future employers in green industries. Most corps participants will be people of color who reside in communities that have suffered disproportionately from decades of disinvestment and chronic high unemployment that have been further exacerbated by the COVID-19 pandemic.

Use of Evidence

The goals are to promote the program to youth and adults from disadvantaged communities and to ensure participants have marketable skills upon conclusion.

Evidence-base Determination: Moderate evidence base

Name of Study	Source	Study Description	Study Type
Impacts of service: Final report on the evaluation of American Conservation and Youth Service Corps	Clearinghouse for Labor Evaluation and Research	This study looked at the impacts of eight Conservation and Youth Services Corps program that sought to improve educational and employment outcomes for out-of-school youth. They found a statistically significant, positive impact on the likelihood of having worked for pay since program enrollment and working a larger number of total hours since program enrollment.	Non-Experimental
Conservation Corp North Bay Annual Report 2020-2021 Fiscal Year	Conservation Corp North Bay website	The goal of Conservation Corps North Bay is to develop youth and conserve natural resources. In 2020-2021 before starting the program 73% of their corps members were unemployed, 55% had not yet earned their high school degree, and 99% came from a low-income background. After the program 76% continued in jobs or education, and their average wages were \$18.46 an hour. That year they also collected 6,900 mattresses to recycle, restored 213 acres of natural habitat, restored, and maintained 109 miles of trails, and more.	Non-Experimental
National Job Corps Study and Longer-Term Follow-Up Study: Impact and Benefit-Cost Findings Using Survey and Summary Earnings Records Data	Mathematics	Job Corps is the nation’s largest, most comprehensive job training program for disadvantaged youths. It serves people between the age of 16 and 24 and helps with youth training and employment services. This study found that Jobs Corps increased survey-based earnings by 12% in the third and fourth years and decreased criminal activity by about 16%.	Non-Experimental

NT125 Community Conservation Corps, cont'd.

Performance Report

Treasury-required Metrics	
# of workers enrolled in sectoral job training programs	1,086
# of workers completing sectoral job training programs	46
# of people participating in summer youth employment programs	305
Program-specific Metrics	
# of participants recruited into program	986
# of participants graduated from program	129
# of adult participants hired	861
# of school-aged youth summer participants interviewed	334
# of school-aged youth summer participants hired	128
Total # of participants	547
# of conservation service hours contributed by program participants	22,369
# of training and environmental education hours contributed by program participants	18,122
# of acres brought back to ecological health (based on the removal of invasive species, recorded visually)	786
# of professional network connections made	56

Cook County Early Warning Network

Policy Pillar: Vital Communities
Department: Bureau of Economic Development

Project Identification Number: 60824
Proposed Total Funding Amount: \$131,643
FY23 Funding Amount: \$0
Project Term: 2021-2022
Project Expenditure Category: 2.36 Aid to Other Impacted Industries^

Project Overview

Cook County Early Warning program identified Cook County companies facing challenges as a result of COVID-19. The program provided expertise to distressed manufacturing SMEs by providing them turnaround and refinance services at no cost. Early Warning Services help businesses identify, evaluate, and address the immediate issues that threaten their livelihood and minimize the possibility of layoffs.

Performance Report

This project, funding former CRF programming, was limited in duration and budget. It has no required performance indicators.

TR005 Transforming Places

Policy Pillar: Vital Communities
Department: Bureau of Economic Development

Project Identification Number: 64464
Proposed Total Funding Amount: \$500,000
FY23 Funding Amount: \$135,804
Project Term: 2022-2026
Project Expenditure Category: 3.4 Public Sector Capacity: Effective Service Delivery

Project Overview

Coordinated through the Bureau of Economic Development and the Equity Fund Taskforce, Cook County will partner with United Way to identify high vulnerability communities and co-design Neighborhood Networks to meet community-defined needs for economic development, community building, community safety, public health, education or social services. The County will support communities over a sustained period to ensure implementation and capacity-building, as well as helping attract additional public, private, and philanthropic resources. This place-based approach will be a paradigm shift for the County and will be community-driven and community-led. This program is also supported by the County's Equity Fund, which is funding the majority of the network costs.

Performance Report

This program is still in development and metrics will be reported in future reports. The following represent proposed measures for Transforming Places with the intended outcome of helping local residents and businesses implement their priorities on issues from reinvestment to education to social services:

- Community members participating in Neighborhood Network during planning and implementation phases
- Capacity building activities
- New philanthropic engagements/connections

NT093 Emergency Mortgage Assistance

Policy Pillar: Vital Communities
 Department: Bureau of Economic Development

Project Identification Number: 66514
 Proposed Total Funding Amount: \$15,000,00
 FY23 Funding Amount: \$4,166,927
 Project Term: 2021-2025
 Project Expenditure Category: 2.2 Household Assistance: Rent, Mortgage, and Utility Aid*^

Project Overview

The Emergency Mortgage Assistance Program will provide funds to support residents who are behind on mortgage, insurance escrow, and residential real estate tax escrow payments. The program will also fund additional housing services supports to offset foreclosure and further increase household stability. Cook County will administer this program in partnership with the Housing Authority of Cook County. Cook County’s program will be coordinated closely with the Illinois Housing Development Authority and other agencies administering mortgage assistance programs to encourage broad reach and impact for the County’s residents.

Use of Evidence

The goals are to redirect mortgage debt, redirect participants to alternative housing services, and to mediate legal cases.

Evidence-base Determination: Moderate evidence base

Name of Study	Source	Study Description	Study Type
A Case-Control Study of Home Foreclosure, Health Conditions, and Health Care Utilization	Journal of Urban Health	This article performed a case-control study using data on homeowners who received a home foreclosure notice from 2005 and 2008 in Philadelphia. They found that two years prior to the foreclosure, participants were more likely to visit the emergency department, have an outpatient visit, and have a no-show appointment. Six months after the foreclose, participants were less likely to have a primary care physician.	Non-Experimental
Does Temporary Mortgage Assistance for Unemployed Homeowners Reduce Longer-Term Mortgage Default? An Analysis of the hardest hit Fund Program	Journal of Policy Analysis and Management	This paper uses data from the U.S. Department of the Treasury’s Hardest Hit Fund to analyze longer-term effects of temporary mortgage payment subsidies. They found that receiving subsidies led to a 40% reduction in the probability of mortgage default and foreclosure through four years post assistance.	Non-Experimental
What Can We Learn from New State and Local Assistance Programs for Renters Affected by COVID-19	Urban Institute	This study identified 43 local and state assistance programs. They found that there were four properties of successful programs: they leverage existing programs with adaptive capacity, the maximize flexibility, they focus on populations with the greatest unmet need, and they manage current resources while pushing for more money.	Non-Experimental

NT093 Emergency Mortgage Assistance, cont'd.

Performance Report

This program is still in development and metrics will be reported in future reports. The following represent proposed measures for Emergency Mortgage Assistance with the intended outcome of providing direct assistance to applicants in need of emergency mortgage assistance who were negatively impacted either due to or during the coronavirus pandemic:

- Applications submitted
- Average amount of dollars disbursed per approved application
- Counseling sessions provided by community partner organizations to applicants

Mandatory Performance Indicators:

Per reporting guidelines, projects in expenditure categories 2.2 must include the following metrics:

- Number of households receiving eviction prevention services (including legal representation)
- Number of affordable housing units preserved or developed

NT095 Permanent Supportive Housing for People Experiencing Homelessness

Policy Pillar: Vital Communities
 Department: Bureau of Economic Development

Project Identification Number: 65937
 Proposed Total Funding Amount: \$9,999,999
 FY23 Funding Amount: \$3,782,477
 Project Term: 2023-2024
 Project Expenditure Category: 2.16 Long-term Housing Security: Services for Unhoused Persons*^

Project Overview

Cook County will create 125 new units of permanent supportive housing, a nationally recognized best practice for ending homelessness. Permanent supportive housing is a housing model that pairs non-time-limited rental subsidies with individualized, intensive, and supportive services to help households maintain independent living and housing stability.

Use of Evidence

The goals are to develop additional affordable housing units, assist those in the target income/demographic, and the direct others to housing services. Evidence-base Determination: Strong evidence base

Name of Study	Source	Study Description	Study Type
Housing First for Long-Term Shelter Dwellers with Psychiatric Disabilities in a Suburban County: A Four-Year Study of Housing Access and Retention	The Journal of Primary Prevention	This was a randomized controlled experiment where the treatment group were assigned to a shelter that used the Housing First Model and the control group was assigned to a shelter that did not use this model. Over four years, the Housing First's retention rate was just below 80%, which is significant considering the sample's chronic homelessness and high rates of shelter recidivism. Members of the control group continued to cycle in and out of the system, while those in the treatment group the average number of returns to the shelter was 3.6 with an average length of those returns lasting 13.3 nights.	Experimental
Permanent Supportive Housing with Housing First to Reduce Homelessness and Promote Health among Homeless Population with Disability: A Community Guide Systematic Review	National Library of Medicine	This study analyzed the results from 26 studies in the United States and Canada. They found that housing first programs, compared to treatment first programs, decreased homelessness by 88% and improved housing stability by 41%. For clients living with HIV, housing first programs reduced homelessness by 37%, viral load by 22%, depression by 13%, emergency department use by 41%, hospitalization by 36%, and mortality by 37%.	Non-Experimental

Performance Report

This program is still in development and metrics will be reported in future reports. The following represent proposed measures for Permanent Supportive Housing for People Experiencing Homelessness with the intended outcome of providing additional permanent housing units for those experiencing homelessness or on the precipice of experiencing homelessness:

- Housing units created
- Total development costs of units created

Mandatory Performance Indicators:

Per reporting guidelines, projects in expenditure categories 2.16 must include the following metrics:

- Number of households receiving eviction prevention services (including legal representation)
- Number of affordable housing units preserved or developed

TR008 Community Information Exchange

Policy Pillar: Vital Communities
Department: Bureau of Economic Development

Project Identification Number: 67164
Proposed Total Funding Amount: \$9,500,003
FY23 Funding Amount: \$2,040,269
Project Term: 2022-2026
Project Expenditure Category: 3.4 Public Sector Capacity: Effective Service Delivery

Project Overview

Cook County will support the development of a Community Information Exchange (CIE) for suburban Cook County and the City of Chicago to enhance the 211 system already being collaboratively developed by Cook County, the City of Chicago and a range of partners. A CIE is an interconnected and linked network of health, behavioral health, human, and social service providers that share information and coordinate services so that an individual receives the whole person care they need to be healthy and thrive, regardless of how they initially enter services, creating a “no wrong door” access to the social and health services system. Having a CIE will transform systems of care in Cook County by reducing or eliminating the significant barriers created when individuals, families and organizations need to navigate many systems to access care and services and endlessly repeat processes like intake, record-transfers, and referrals because systems cannot communicate.

Performance Report

This program is still in development and metrics will be reported in future reports. The following represent proposed measures for the Community Information Exchange with the intended outcome of reducing health disparities, promoting racial equity, and improving health and social outcomes for people in Cook County:

- Organizations participating in Community Information Exchange Program
- Community members participating in pilot
- Health and social services offered

SAFE & THRIVING COMMUNITIES



NT897 Violence Prevention Portfolio

Policy Pillar: Safe & Thriving Communities
 Department: Justice Advisory Council

Project Identification Number: 62642
 Proposed Total Funding Amount: \$84,999,999
 FY23 Funding Amount: \$50,959,556
 Project Term: 2022-2024
 Project Expenditure Category: 1.11 Community Violence Interventions*^

Project Overview

The Justice Advisory Council (JAC) will expand funding for community-based services supporting residents at high risk of experiencing gun violence as either a victim or perpetrator particularly in communities with the highest rates of shooting incidents and gun-related homicides in Chicago and Suburban Cook County. These resources build upon the existing JAC grants portfolio and are complementary with similar investments made by the State of Illinois, City of Chicago, and philanthropy. The strategies that are implemented by partner organizations under the initiative include: Community Violence Intervention (CVI) or street outreach, victim services, hospital-based services, case management, and prevention and support services such as youth programming and vocational and employment support. JAC conducted an equitable and community-focused grant application process that included a series of virtual information sessions and capacity building workshops designed to support community organizations in developing compelling grant proposals and programs.

Public Facing Website

<https://www.cookcountyil.gov/JACGrants>

Use of Evidence

The goals are to reduce the number of shooting incidents and improve the outlook and disposition of individual participants relative to involvement with gun violence.

Evidence-base Determination: Strong evidence base

Name of Study	Source	Study Description	Study Type
The Effects of Cure Violence in The South Bronx and East New York, Brooklyn	John Jay College of Criminal Justice	New York City launched its first Cure Violence program which uses community outreach to interrupt violence. This report evaluates two programs – Man Up! Inc. in Brooklyn and Save Our Street South Bronx. When compared with similar areas in New York, gun violence rates declined significantly in the two neighborhoods. In Brooklyn, gun injuries declined by 50% and in South Bronx shooting victimizations fell from 35 victims to 13 in the first four years of the program. Finally, young men in the neighborhoods with Cure Violence programs reported declining support for violence as a means of settling personal disputes	Non-Experimental
A Prospective Randomized Controlled Trial of an Interpersonal Violence Prevention Program With a Mexican American Community	National Library of Medicine	Using methods of community-based participatory research, a prospective randomized controlled trial of a violence prevention program based on Latino cultural values was implemented with elementary school children in a Mexican American community. High risk students who participated in the program 2 to 3 times greater nonviolent self-efficacy than the control group.	Experimental

NT897 Violence Prevention Portfolio, cont'd.

Outcome Evaluation of Advance Peace Sacramento, 2018-2019	Institute of Urban and Regional Development	This report evaluated the outcomes of the Advance Peace Sacramento Program from 2018 to 2019. This program enrolled 50 residents most impacted by gun violence into an 18-month developmental, healing-centered, individualized, mentorship and life coaching program that is responsive to untreated trauma. The program decreased the number of gun homicides by 10.1%, and a difference-in-difference model revealed that this was due to the program. Additionally, for every \$1 spent on Advance Peace, Sacramento saved between \$18 and \$41 across emergency response, health care, and law enforcement.	Non-Experimental
---	---	---	------------------

Furthermore, this program is intending on a program evaluation in partnership with a university.

Performance Report

Treasury-required Metrics	
# of workers enrolled in sectoral job training programs	1,341
# of workers completing sectoral job training programs	207
# of people participating in summer youth employment programs	570
Program-specific Metrics	
# of clients provided educational programming	10,815
Average # of hours of educational programming per client	3,668
# of clients provided legal assistance	670
Average # of hours of legal assistance provided per client	164
# of clients provided mentoring	11,850
Average # of hours of mentoring provided per client	3,083
# of clients referred to food assistance programs	1,151
# of clients referred for medical/physical health services	1,352
# of clients referred to housing services	956

NT715 Youth Juvenile Justice Collaborative Expansion

Policy Pillar: Safe & Thriving Communities
 Department: Cook County Health (Hospital)

Project Identification Number: 64242
 Proposed Total Funding Amount: \$7,087,357
 FY23 Funding Amount: \$3,295,865
 Project Term: 2022-2025
 Project Expenditure Category: 1.11 Community Violence Interventions*^

Project Overview

This program aims to reduce violence and minimize justice involvement of youth who have experienced violence or trauma or are at high risk of exposure to violence. Services include trauma-informed care coordination for 500 justice-involved youth per year over three years. Care coordinators will match justice-involved youth with the appropriate community-based services according to their individual goals as identified in an intake and assessment process, with a goal of minimizing future justice involvement for arrested youth. In addition to providing care coordination and direct services for youth and their families, funds will support data tracking and analysis, continuous quality improvement, and the development of an evaluation plan.

Use of Evidence

The goals of the project are to reduce violence and minimize justice involvement of youth who have experienced past violence or trauma or are at increased risk of exposure to violence and to provide trauma-informed care coordination for 1,500 justice-involved youth, including youth on diversion or youth granted deferred prosecution.

Evidence-base Determination: Strong evidence base

Name of Study	Source	Study Description	Study Type
Trauma-Informed Interventions for At-Risk and Justice-Involved Youth: A Meta-Analysis	Criminal Justice and Behavior	This meta-analysis looked at the effectiveness of trauma-informed treatment programs for justice-involved youth and youth at risk of justice system involvement using 29 publications. They found that trauma-focused cognitive-behavioral therapy was effective.	Non-Experimental
Even a Little Bit Helps: An Implementation and Experimental Evaluation of Cognitive-Behavioral Therapy for High-Risk Probationers	Criminal Justice and Behavior	This study used a randomized field trial to evaluate the "Choosing to Think, Thinking to Choose" cognitive behavioral therapy program. High-risk probationers were assigned to either intensive probation, or intensive probation with a 14-week cognitive behavioral therapy program. Those in the therapy program were significantly less likely to reoffend, although this effect is concentrated in measures of nonviolent offending.	Experimental
Safe and Successful Youth Initiative	National Institute of Justice	The Safe and Successful Youth Initiative (SSYI) was a secondary violence prevention program in Massachusetts that targeted young men most likely to commit or be a victim of gang or gun violence to reduce their incarceration and victimization from violent crimes. One study found that participants in the program were less likely to be incarcerated, and this difference was statistically significant.	Non-Experimental

NT715 Youth Juvenile Justice Collaborative Expansion, cont'd.

Mentoring programs to affect delinquency and associated outcomes of youth at risk: A comprehensive meta-analytic review	Journal of Experimental Criminology	This study conducted a meta-analysis on mentoring interventions for effects for youth at risk on delinquency. They found that the mean effect size was significant for aggression, drug use, and academic functioning, showing mentoring has a significant impact on delinquency and associate outcomes.	Non-Experimental
---	-------------------------------------	--	------------------

Chapin Hall at the University of Chicago is conducting a program evaluation. Their preliminary results from 2018 to 2020 provided reliable feasibility indicated the feasibility of this program. They will continue with their evaluation as the program continues.

Performance Report

Treasury-required Metrics	
# of workers enrolled in sectoral job training programs	2
# of workers completing sectoral job training programs	1
# of people participating in summer youth employment programs	0
Program-specific Metrics	
# of youth referred by CCSAO	212
# of youth active in the program (open cases)	1,232
# of intakes	298
# of youth receiving trauma informed care coordination and connections to community-based services ("Connected to Services")	227
# of youth successfully completing program	196
% of youth successfully completing program	77%
# of training and professional development opportunities provided on a monthly basis	6
# of partners that participate in JJC Planning Committee Meetings	56

NT075 Healing Hurt People Chicago

Policy Pillar: Safe & Thriving Communities

Department: Cook County Health (Hospital)

Project Identification Number: 65712
Proposed Total Funding Amount: \$4,993,081
FY23 Funding Amount: \$1,806,562
Project Term: 2022-2025
Project Expenditure Category: 1.14 Other Public Health Services^

Project Overview

Healing Hurt People (HHP) is a trauma-informed violence intervention program for survivors of urban intentional violence. HHP works to advance the notion that unaddressed psychological trauma is a key driver of the cycle of violence, fueled by the structural violence of racism and stigma. HHP Chicago's goals are to reduce re-injury, retaliation, and criminal justice involvement by having a positive impact on trauma recovery, mental health, and drug use, and help participants achieve independence, work, education, and create a strong future. The expansion of this program will allow the program to serve participants in some of the hardest hit communities in the City of Chicago.

Use of Evidence

This program is still in development and metrics will be reported in future reports. The following represent proposed measures for Healing Hurt People Chicago with the intended outcome of reducing participant re-injury, retaliation, and criminal justice involvement:

- Youth referred to Safety, Emotions, Loss & Future peer support groups
- Patients connected to services
- Social workers provided with trauma-informed training

NT740 & NT745 Gun Crime Strategy Unit

Policy Pillar: Safe & Thriving Communities
 Department: State’s Attorney’s Office

Project Identification Number: 61442
 Proposed Total Funding Amount: \$2,467,907
 FY23 Funding Amount: \$1,307,793
 Project Term: 2022-2024
 Project Expenditure Category: 1.11 Community Violence Interventions*^

Project Overview

The Gun Crime Strategy Unit Initiative will support the State’s Attorney’s Office in expanding the Gun Crime Strategies Unit (GCSU), adding investigators to the gun crime unit to work with prosecutors (state and federal, law enforcement agencies, etc.) and other stakeholders to help ensure public safety in communities across Cook County. The program currently is embedded in six of the most violent police districts in Chicago, and an expansion will allow the Cook County State’s Attorney’s Office to widen the reach and efforts of the GCSU in order to help combat the rise in violence and shootings within the City of Chicago, allowing us to operate in two additional Chicago Police Districts, while making societal improvements including assisting the judicial process and building stronger relationships with the communities served.

Use of Evidence

The goals are to reduce gun violence to lead to safer communities, improve relationships in communities most severely impacted by gun violence, and to improve coordination and collaboration with law enforcement agencies and prosecutor offices to enhance intelligence gathering and investigation.

Evidence-base Determination: Moderate evidence base

Name of Study	Source	Study Description	Study Type
Oakland California Group Violence Reduction Strategy	National Institute of Justice	In 2012, the homicide rate in Oakland, California was almost seven times the national rate. To combat this the city developed a ceasefire intervention strategy which consisted of the police conducting a gang audit to identify specific gangs causing violence. The police then met with these identified gangs and informed them that shootings would not be tolerated, there would be increased enforcement, and they offered services and opportunities for gang members to stop their violent behavior. This resulted in a 20% decline in yearly total shootings, with the difference being statistically significant.	Non-Experimental
Operation Ceasefire, _____ National Boston Massachusetts	National Institute of Justice	The program sought to reduce gang violence, illegal gun possession, and gun violence in communities. To accomplish this Boston focused it law enforcement attention on the makes and calibers of guns that were used by gang members and they attempted to restore obliterated serial numbers. The program was associated with the 25% decrease in the monthly number of citywide gun assaults, and a 32% reduction in the monthly number of citywide shots-fired calls for service.	Non-Experimental

NT740 & NT745 Gun Crime Strategy Unit, cont'd.

Indianapolis Violence Reduction Partnership	National Institute of Justice	This was a replication of the Project Ceasefire that the Boston Police Department conducted. This was carried out by the Indianapolis Metropolitan Police Department in 1998. The program consisted of identifying the key offenders and meeting with the offenders and encouraging them to take advantage of community services such as mentoring, employment, and housing. Two years following the start of this program, monthly homicides were reduced by 34.3%.	Non-Experimental
---	-------------------------------	--	------------------

Performance Report

Treasury-required Metrics	
# of workers enrolled in sectoral job training programs	0
# of workers completing sectoral job training programs	0
# of people participating in summer youth employment programs	0
Program-specific Metrics	
# of investigators hired	4
# of investigations conducted (i.e., SA &/or RD numbers)	48
# of victims interviewed	21
# of witnesses interviewed	54
# of community meetings held by State's Attorney's Office	12
# of community members attending meetings hosted by State's Attorney's Office	159

NT085 Supporting Education and Employment Development (SEED)

Policy Pillar: Safe & Thriving Communities
 Department: Justice Advisory Council

Project Identification Number: 65842
 Proposed Total Funding Amount: \$1,002,757
 FY23 Funding Amount: \$650,341
 Project Term: 2023-2024
 Project Expenditure Category: 1.11 Community Violence Interventions*^

Project Overview

The Justice Advisory Council will provide funds to sustain and expand the Supporting Education and Employment Development (SEED) Program. This program is a 13-month pre-plea diversion program for individuals aged 18 to 30, charged with possession with intent to deliver or manufacturing/delivery of a substance. The program provides case management, educational services, trauma-informed, and cognitive-behavioral interventions, job readiness training, job development, and placement, supported employment, and restorative justice activities. The successful completion of the program results in case dismissal and expungement at graduation. Additionally, funds will be provided to perform a program evaluation which will be utilized in the continuation and improvement of the program.

Use of Evidence

The goals are to divert eligible participants away from formal prosecution and incarceration, provide unemployed and underemployed participants with support to find and retain employment and advance their careers, and enroll participants who are seeking education.

Evidence-base Determination: Strong evidence base

Name of Study	Source	Study Description	Study Type
Trauma-Informed Interventions for At-Risk and Justice-Involved Youth: A Meta-Analysis	Criminal Justice and Behavior	This meta-analysis looked at the effectiveness of trauma-informed treatment programs for justice-involved youth and youth at risk of justice system involvement using 29 publications. They found that trauma-focused cognitive-behavioral therapy was effective.	Non-Experimental
Even a Little Bit Helps: An Implementation and Experimental Evaluation of Cognitive-Behavioral Therapy for High-Risk Probationers	Criminal Justice and Behavior	This study used a randomized field trial to evaluate the "Choosing to Think, Thinking to Choose" cognitive behavioral therapy program. High-risk probationers were assigned to either intensive probation, or intensive probation with a 14-week cognitive behavioral therapy program. Those in the therapy program were significantly less likely to reoffend, although this effect is concentrated in measures of nonviolent offending.	Experimental
Safe and Successful Youth Initiative	National Institute of Justice	The Safe and Successful Youth Initiative (SSYI) was a secondary violence prevention program in Massachusetts that targeted young men most likely to commit or be a victim of gang or gun violence to reduce their incarceration and victimization from violent crimes. One study found that participants in the program were less likely to be incarcerated, and this difference was statistically significant.	Non-Experimental

Participants will be evaluated by the Illinois Criminal Justice Information Authority (ICJIA) along with an internal program evaluation by Heartland's research team.

NT085 Supporting Education and Employment Development (SEED), cont'd

Performance Report

This program is still in development and metrics will be reported in future reports. The following represent proposed measures for Supporting Education and Employment Development (SEED) with the intended outcome of reducing racial and ethnic disparities in the justice system and young adult contact with the criminal justice system:

- Individuals enrolled in orientation
- Employment sessions provided
- Individuals that retain employment after six (6) months

Mandatory Performance Indicators:

Per reporting guidelines, projects in expenditure categories 1.11 must include the following metrics:

- Number of workers enrolled in sectoral job training programs
- Number of workers completing sectoral job training programs
- Number of people participating in summer youth employment programs

NT514_BD Programs and Services for Domestic Violence Victims and Survivors

Policy Pillar: Safe & Thriving Communities
 Department: Justice Advisory Council

Project Identification Number: 64142
 Proposed Total Funding Amount: \$5,000,000
 FY23 Funding Amount: \$2,500,000
 Project Term: 2023-2024
 Project Expenditure Category: 1.11 Community Violence Interventions*^

Project Overview

The Cook County Justice Advisory Council will award funding to providers that serve survivors of domestic violence. The services that have been prioritized and will be provided to domestic violence victims and survivors include counseling, legal support, advocacy support and housing. This program is responding to the increase in domestic violence seen in the years following the onset of the pandemic, which has put an additional strain on the limited supports in place, particularly in communities facing more severe economic hardship caused by the pandemic and were already suffering from historic disinvestment.

Use of Evidence

The goals are to increase the number of domestic violence victims and survivors receiving rapid housing services, increase the number of domestic violence victims and survivors engaged with mental health services, and increase the number of domestic violence victims and survivors receiving legal assistance.

Evidence-base Determination: Moderate evidence base

Name of Study	Source	Study Description	Study Type
Safe and Stable Housing for Intimate Partner Violence Survivors, Maryland, 2019-2020	American Journal of Public Health	House of Ruth Maryland provides on-site transitional housing and community-based rapid rehousing for survivor of intimate partner violence. This quasi-experimental study was conducted to evaluate the program. They found that the average housing instability score decreased significantly along with economic dependence on partners. Finally, intimate partner violence re- victimization reduced significantly.	Non-Experimental
Common ground, complementary approaches: adapting the Housing First model for domestic violence survivors	Housing and Society	The Washington State Coalition Against Domestic Violence adapted the Housing First model to support domestic violence survivors. The program found that 96% of families who were apart of this program retained their housing after 18 months. They also reported positive outcomes around increased safety, improved health and well-being, and restored dignity.	Non-Experimental

NT514_BD Programs and Services for Domestic Violence Victims and Survivors, cont'd.

Performance Review

This program is still in development and metrics will be reported in future reports. The following represent proposed measures for Programs and Services for Domestic Violence Victims and Survivors with the intended outcome of providing funding to support legal resources, mental health resources, and rapid housing resources for domestic violence victims and survivors:

- Individuals receiving rapid housing
- Individuals receiving free legal assistance of relation to legal issues raised by the incidence(s) of domestic violence.

Mandatory Performance Indicators:

Per reporting guidelines, projects in expenditure categories 1.11 must include the following metrics:

- Number of workers enrolled in sectoral job training programs
- Number of workers completing sectoral job training programs
- Number of people participating in summer youth employment programs

NT764 & NT766 Housing and Resources for Justice-Involved Individuals

Policy Pillar: Safe & Thriving Communities
 Department: Justice Advisory Council

Project Identification Number: 66174
 Proposed Total Funding Amount: \$21,834,582
 FY23 Funding Amount: \$7,271,209
 Project Term: 2023-2025
 Project Expenditure Category: 2.17 Housing Support: Housing Vouchers and Relocation Assistance for Disproportionately Impacted Communities*^

Project Overview

County is committed to making services for Returning Residents available for individuals on a broad continuum of need, with due regard to an individual's particular needs, if any. In support of this goal, Recognizing access to safe and stable housing as a common unmet need for returning residents, the Justice Advisory Council will design a rental assistance program operated by Housing Authority of Cook County to serve 300 returning residents for a period of 3 years; and provide individualized wraparound services for those returning residents in the rental assistance program. Available services will include case management, legal support, housing access advocacy, employment supports, healthcare services, and educational supports. This initiative is being designed to provide returning residents with the resources and support needed to navigate the challenges associated with reentry and achieve their goals.

Use of Evidence

The goals are to have 500 individuals successfully referred to the program and receiving housing vouchers and to form an advisory group to help oversee and provide input to the program.

Evidence-base Determination: Strong evidence base

Name of Study	Source	Study Description	Study Type
Breaking the Homelessness-Jail Cycle with Housing First: Results from the Denver Supportive Housing Social Impact Bond Initiative	Urban Institute	Denver's Supportive Housing Social Impact Bond Initiative (SIB) launched in 2016 to increase housing stability and decrease jail stays among people who were experiencing chronic homelessness and had frequent interactions with the criminal justice system. This was a randomized controlled trial with 363 in the treatment group and 361 in the control group. Those in the SIB program received 560 more days of housing assistance than those in the control group. They also experienced a 34% reduction in police interactions and a 40% reduction in arrests. Three years after the start of the program, participants had a 27% reduction in total jail days.	Experimental
Housing First Reduces Re-offending among Formerly Homeless Adults with Mental Disorders: Results of a Randomized Controlled Trial	PLOS One	This was a randomized controlled study of a housing first program in Vancouver. Participants were randomly assigned to a scattered site housing first program or a congregate housing first program. The study found that the scattered site housing first model was associated with significantly lower numbers of sentences than treatment as usual.	Experimental

NT764 & NT766 Housing and Resources for Justice-Involved Individuals, cont'd.

Performance Report

his program is still in development and metrics will be reported in future reports. The following represent proposed measures for Housing and Resources for Justice Involved Individuals with the intended outcome of providing housing vouchers for people leaving the Illinois Department of Corrections or Cook County Department of Corrections and who are returning to their communities and are currently unhoused:

- Individuals referred to program
- Individuals who successfully commence leases
- Individuals matched with wraparound services

Mandatory Performance Indicators:

Per reporting guidelines, projects in expenditure categories 2.17 must include the following metrics:

- Number of households receiving eviction prevention services (including legal representation)
- Number of affordable housing units preserved or developed

TR018 Public Defender Community Defense Center

Policy Pillar: Safe & Thriving Communities
Department: Public Defender

Project Identification Number: 62742
Proposed Total Funding Amount: \$2,800,000
FY23 Funding Amount: \$328,388
Project Term: 2023-2026
Project Expenditure Category: 1.11 Community Violence Interventions*^

Project Overview

The Law Office of the Cook County Public Defender will develop a Community Defense Center to provide robust collaborative legal services and leverage local community partnerships to serve two Cook County communities that have been disproportionately affected by COVID-19, incarceration, and gun violence. The Community Defense Center seeks to partner with and support communities within the two identified neighborhoods with legal services, community empowerment, advocacy and education. The Community Defense Center will work predominantly with African American and Latinx communities in greater Roseland/South Chicago and greater West Garfield Park/Humboldt Park.

Public Facing Website

[Community Defense Centers | Law Office of the Cook County Public Defender](#)

Use of Evidence

This project scope is still in development as the project will launch in 2024. The project is currently engaging in a community collaborative strategic planning process with planning partners in Roseland and inside the Cook County Jail. The evidence basis will be established closer to program standup and be included in future reports.

Performance Report

This program is still in development and metrics will be reported in future reports. The following represent proposed measures for the Public Defender Community Defense Center with the intended outcome of providing robust legal services to local areas that have been disproportionately affected by COVID-19, incarceration, and gun violence:

- Clients served
- Client referrals

Mandatory Performance Indicators:

Per reporting guidelines, projects in expenditure categories 1.11 must include the following metrics:

- Number of workers enrolled in sectoral job training programs
- Number of workers completing sectoral job training programs
- Number of people participating in summer youth employment programs

NT086 Justice Reinvestment Plan

Policy Pillar: Safe & Thriving Communities
Department: Justice Advisory Council

Project Identification Number: 66464
Proposed Total Funding Amount: \$2,000,000
FY23 Funding Amount: \$750,000
Project Term: 2023-2026
Project Expenditure Category: 3.4 Public Sector Capacity: Effective Service Delivery

Project Overview

Cook County is committed to a comprehensive reimagining of our Public Safety and Criminal Justice budget requests and evaluation system with the aim of improving long term public safety for residents of Cook County. The Justice Advisory Council will engage consultants to review Cook County’s public safety and criminal justice budgets and develop a report with (1) A descriptive overview of current spending with flags for duplicative efforts, overspending, or lack of mission-alignment; (2) identified missions, arrived at through meetings and facilitations, of each of the various agencies as relating to their budget requests; (3) identified areas of overspending and/or duplicative efforts, programming and services; (4) recommendations on areas of the budget that could be reduced or shifted; (5) a landscape analysis of best or emerging best practices in jurisdictions that have successfully reinvested criminal justice dollars into public health resources, community resources, or other areas that address root causes of or long-term solutions to crime and lack of safety; (6) a strategy for capturing existing and new savings in criminal justice budgets and re-investing those dollars in community initiatives; and (7) a proposed structure and plan for implementing a new framework for how public safety office budget requests and reallocations are tracked, reported, and evaluated so that funding of the criminal justice system is transparent and spending decisions can be made on more solid foundations of information and data with an orientation toward reinvestment. Throughout the process, JAC will collaborate with advocacy organizations, community partners, and individuals with lived experience to coordinate efforts with the contracted agency in decision-making.

Performance Report

This program is still in development and metrics will be reported in future reports. The following represent proposed measures the Justice Reinvestment Plan with the intended outcome of developing a long-term plan to further reduce criminal justice spending and increase community investment:

- Criminal Justice stakeholders’ budgets analyzed
- Areas of reinvestment identified

NT078 County Municipalities Preparedness Planning

Policy Pillar: Safe & Thriving Communities

Department: Bureau of Administration, Department of Emergency Management and Regional Security

Project Identification Number: 61064

Proposed Total Funding Amount: \$1,050,000

FY23 Funding Amount: \$700,000

Project Term: 2022-2024

Project Expenditure Category: 3.4 Public Sector Capacity: Effective Service Delivery

Project Overview

Through the Department of Emergency Management and Regional Security, this funding will support a vendor to develop planning templates and training resources for Emergency Operations (EOP), Continuity of Operations (COOP), Continuity of Government (COG), and recovery plans for all Cook County departments and municipalities. The plans will be housed in the Cook County Knowledge Management System and the vendor will continually train and assist municipalities with maintaining plans. This effort will strengthen preparedness and resiliency across Cook County with a focus on communities with a higher Social Vulnerability Score to ensure those who are most disparately impacted in the time of crisis are adequately prepared.

Performance Report

The following represent measures for Cook County Municipalities Preparedness Planning with the intended outcome of strengthening the County's preparedness and resiliency from the local to county level:

- Percentage of completion rates and progress for each template through weekly meetings and daily briefings
- Number of municipalities completed training
- Percentage of municipalities which attending training
- Number of hours provided of technical assistance
- Number of the 134 Cook County municipalities that received technical assistance
- Number of municipalities who leverage county templates for emergency plans
- Number of plans created by municipalities that did not have them
- Number of plans modified by municipalities that did have them
- Number of Cook County municipalities that will have created emergency plans based on initiative/program

SUSTAINABLE COMMUNITIES



NT019 Neighborhood Revitalization Brownfield Remediation

Policy Pillar: Sustainable Communities
 Department: Bureau of Administration, Department of Environment and Sustainability

Project Identification Number: 60977
 Proposed Total Funding Amount: \$10,000,001
 FY23 Funding Amount: \$2,074,266
 Project Term: 2022-2026
 Project Expenditure Category: 2.23 Strong Healthy Communities: Demolition and Rehabilitation of Properties^

Project Overview

Brownfield sites are underutilized or vacant sites that have real or perceived environmental issues that deter their redevelopment. The Department of Environment and Sustainability will be expanding its current brownfield program, currently limited to a few communities the County received Federal grants to serve, to assess and remediate sites throughout suburban Cook County to promote economic growth and investment through redevelopment. Marketing will be targeted to Environmental Justice communities, which are communities most burdened and impacted by environmental harms and risks. Brownfield sites can also be remediated and returned to other productive uses such as open green space, parks, and flood and stormwater retention.

Performance Report

Program-specific Metrics	
# of municipalities contacted	30
# of meetings conducted	15
# of sites in brownfield site inventory	166
# of Phase I ESAs	2
# of Phase II ESA	5
# of sites assessed	7

NT005 South Suburban Hazardous Household Waste Facility and Satellite Collection Locations

Policy Pillar: Sustainable Communities
Department: Bureau of Administration, Department of Environment and Sustainability

Project Identification Number: 64576
Proposed Total Funding Amount: \$7,000,000
FY23 Funding Amount: \$1,948,170
Project Term: 2023-2026
Project Expenditure Category: 2.22 Strong Healthy Communities: Neighborhood Features that Promote Health and Safety^

Project Overview

This initiative is for a facility in the south suburbs for residents to properly dispose of Household Hazardous Waste (HHW). HHW includes items typically present in homes including toxic cleaners, pharmaceuticals, and gasoline/oil and pose serious health and safety concerns and can cause environmental damage. There are no facilities conveniently located for residents of the south suburbs to dispose of HHW, negatively impacting a region already with historically high pollution and open dumping issues. The facility will also serve as a consolidation location for satellite collection events and will be operated through an agreement with Illinois Environmental Protection Agency, which will fund ongoing disposal costs. In addition, this program will support recycling and composting programs in municipalities that currently lack access to such services. In doing so, Cook County invests in its neighborhoods which face access issues to proper disposal for the ultimate goal of health and safety for residents.

Performance Report

During the report period the department coordinated with the Bureau of Asset Management to identify construction needs and preliminary timelines. Metrics will be reported in future reports. During this time the department opened the Center for Hard to Recycle Materials (CHaRM Center) at the South Suburban College in South, Holland, IL. This is a permanent free recycling drop-off station for Illinois residents. The following represent proposed measures for South Suburban Hazardous Household Waste Facility and Satellite Collection Locations with the intended outcome of collecting Household Hazardous Waste (HHW) items from residents for proper management and disposal:

- Number of residents who utilized Hazardous Household Waste facility
- Gallons and pounds of Hazardous Household Waste diverted
- Pounds of Household Recyclable Materials, Styrofoam, Clothing & Textiles, Small Furniture, Personal Healthcare Equipment, and Electronic Waste diverted

NT014 Healthy Homes and Deep Energy Retrofit Residential Properties

Policy Pillar: Sustainable Communities
 Department: Bureau of Administration, Department of Environment and Sustainability

Project Identification Number: 63077
 Proposed Total Funding Amount: \$30,000,000
 FY23 Funding Amount: \$9,149,948
 Project Term: 2022-2026
 Project Expenditure Category: 1.14 Other Public Health Services^

Project Overview

Currently, children identified as having elevated blood lead levels are referred to the Cook County Department of Public Health (CCDPH) and families who qualify for services can receive free lead remediation at the residence. Some homes qualify for a Healthy Homes assessment in addition to the lead remediation services through a HUD funded program. To expand upon the benefits of existing programs, the Department of Environment and Sustainability has partnered with CCDPH and Elevate. Homes of participating families will undergo a comprehensive evaluation that assesses household threats and toxins, indoor air quality, energy efficiency, and water use. Families selected for full program participation will receive grant-covered household enhancements including services such as toxin removal, weatherization, deep energy retrofits, beneficial electrification, and water conservation measures to deliver the greatest cost savings and health improvements. This program will also incorporate community engagement, outreach, and educational programming. This investment into residences will ultimately result in stronger and healthier communities. The program will be open initially to families who have already participated in the existing lead poisoning prevention programs through CCDPH. Additional opportunities will be available to other families that fall below 120% AMI.

Performance Report

Program-specific Metrics	
# of residences offered assessments	7
# of assessments completed	5

NT007 Businesses Reducing Impact on the Environment (BRITE) Fund

Policy Pillar: Sustainable Communities

Department: Bureau of Administration, Department of Environment and Sustainability

Project Identification Number: 64679

Proposed Total Funding Amount: \$9,999,997

FY23 Funding Amount: \$2,601,599

Project Term: 2022-2026

Project Expenditure Category: 2.30 Technical Assistance, Counseling, or Business Planning*^

Project Overview

The Department of Environment and Sustainability (DES) will create the Businesses Reducing Impact on the Environment (BRITE) Fund to support assessments, recommendations, and a grant pool for commercial and industrial facilities within Suburban Cook County. The BRITE Fund will provide grants for toxics and pollution reduction, renewable energy, energy and water efficiency and waste reduction projects. Along with grants, The BRITE Fund will also provide technical assistance to businesses in municipalities located within environmental justice, minority, and under-resourced communities to reduce greenhouse gas emissions, reduce release of toxins and other waste to the environment, and conserve water, materials, and energy.

Use of Evidence

The goals are to reduce GHG emissions, waste to landfill, energy/water consumption, toxics reduction, and other environmental pollutants from businesses located in low income, BIPOC, and/or environmental justice communities, to make investment in businesses located in those communities.

Evidence-base Determination: Moderate evidence base

Name of Study	Source	Study Description	Study Type
Barriers and motivators to the adoption of energy-saving measures for small- and medium-sized enterprises (SMEs): the case of the Climate Smart Business Cluster program	Journal of Cleaner Production	This study argues that small and mid-size enterprises encounter significant barriers to successfully implementing energy efficiency or sustainability measures because they do not have the organizational resources to do so (compared to larger firms) – resulting in fewer SMEs taking up such measures.	Non-Experimental
Helping small businesses implement toxic use reduction techniques: dry cleaners, auto shops, and floor finishers assisted in creating safer and healthier workplaces	Journal of Cleaner Production	This study examines 4 cases of toxin use reduction and technical Non- assistance tailored to the needs of small immigrant businesses, experimental yielding tangible results including significant reduction in both worker and community exposure to toxics. Furthermore, it demonstrates the use case of incorporating occupational health and safety concerns into toxin use reduction technical assistance, to enable and entice small businesses to make fundamental changes, thereby positively impacting workers and the surrounding communities.	Non-Assistance Experimental
Co-benefits of mitigating global greenhouse gas emissions for future air quality and human health	Nature Climate Change	This study simulated the co-benefits of global GHG reductions on air quality and human health using a global atmospheric model. They found that reducing greenhouse gas emissions could prevent approximately half a million premature deaths.	Non-Experimental

NT007 Businesses Reducing Impact on the Environment (BRITE) Fund, cont'd.

Performance Report

Treasury-required Metrics	
# of small businesses served (by program if recipient establishes multiple separate small businesses assistance programs)	4
Program-specific Metrics	
# of sustainability process/education trainings conducted	4
# of assessments conducted	4
# of sustainability process/education training attendees	4

NT015 Climate Resiliency Plan Development

Policy Pillar: Sustainable Communities

Department: Bureau of Administration, Department of Environment and Sustainability

Project Identification Number: 65462

Proposed Total Funding Amount: \$15,944,641

FY23 Funding Amount: \$334,254

Project Term: 2022-2026

Project Expenditure Category: 6.1 Provision of Government Services

Project Overview

The Department of Environment and Sustainability (DES) will identify five communities that want to develop Climate Resiliency Plans but need staff or funding to do so. DES will partner with a consultant and community partners to develop individualized plans relevant to each community's needs, putting communities at the center of planning and project prioritization. The first phase will include identifying communities for participation, hiring community-centered consultants, and then meeting with residents, municipal staff, and other stakeholders to identify strengths, assets, threats, and concerns to help individuals and businesses thrive in a changing climate. Upon completion of Climate Resiliency Plans for each community, Cook County will move to the second phase—Implementation—and fund select projects, prioritized by community impact and regional importance. This support will emphasize green infrastructure, tree planting, job training, and maintenance in each community. This program will specifically focus on communities with a history of disinvestment and industrialization, have faced high environmental burden, and disproportionate impacts from climate change. This meets the definition of a disadvantaged community using the White House's Justice40's interim definition.

Performance Report

This program is still in development and metrics will be reported in future reports. The following represent proposed measures for Climate Resiliency Plan Development with the intended outcome of helping communities develop individualized plans relevant to their needs, putting communities at the center of planning and project prioritization:

- Community engagement sessions held
- Average change in resiliency score

NT894 Riparian Restoration

Policy Pillar: Sustainable Communities
 Department: Bureau of Administration, Department of Environment and Sustainability

Project Identification Number: 66950
 Proposed Total Funding Amount: \$3,000,000
 FY23 Funding Amount: \$1,300,000
 Project Term: 2022-2026
 Project Expenditure Category: 5.6 Clean Water: Stormwater

Project Overview

The Forest Preserve District of Cook County's nearly 70,000 acres of public land provide significant ecosystem services to Cook County residents, including reducing flooding and improving air and water quality. The Riparian Restoration Project, a grant to the Forest Preserve District of Cook County, will facilitate the restoration of creek banks and drainages and restore floodplains, reducing flooding and soil erosion and improving community resilience to impacts from climate change. Flooding is a growing concern as climate change triggers more frequent storms and heavier, more intense rainfalls. Many Cook County creeks have suffered from damaged banks, soil erosion, and intense flood stage damage. Restoration contractors will conduct the work including engineering, removal of invasive plants and brush, stabilizing banks and surrounding soils, and replanting and reseeding the natural areas with native plants. This program advances the goals of the White House's Justice40 Initiative because the project will help Park Forest, Chicago Heights, and Steger which are disadvantaged communities as defined by the Climate and Economic Justice Screening Tool.

Performance Report

Program-specific Metrics	
# of acres where restoration is initiated	281

TR004 Resilience Hubs

Policy Pillar: Sustainable Communities

Department: Bureau of Administration, Department of Environment and Sustainability

Project Identification Number: 67076

Proposed Total Funding Amount: \$2,885,048

FY23 Funding Amount: \$2,127,210

Project Term: 2022-2026

Project Expenditure Category: 2.22 Strong Healthy Communities: Neighborhood Features that Promote Health and Safety^

Project Overview

The Department of Environment and Sustainability (DES) and the Department of Emergency Management and Regional Security (DEMRS) will create a Resilience Hub in 3 communities in Cook County's South Suburbs. Resilience Hubs are existing physical facilities that provide day-to-day services that address community chronic stressors and support the community during disaster events, addressing both capacity-building and emergency functions. Resilience Hubs work at the nexus of climate mitigation, adaptation, and equity to improve community sustainability and resilience through a bottom-up approach centered on community co-development and building local power and leadership. This model calls for a project team for each resilience hub. Teams will be comprised of community members, local business representatives, community-based organizations, municipal and county staff, and decision-makers to prioritize community voices in this initiative.

Performance Report

This program is still in development and metrics will be reported in future reports. The following represent proposed measures for Resilience Hubs with the intended outcome of increasing resilience in times of crisis and disaster, as well as increase social resilience during non-emergency times by addressing chronic stressors, and build the power of the community:

- Resilience Hubs identified
- Community members participating in program project teams

NT010 Residential Renewable Energy Subsidy

Policy Pillar: Sustainable Communities

Department: Bureau of Administration, Department of Environment and Sustainability

Project Identification Number: 66362

Proposed Total Funding Amount: \$3,085,155

FY23 Funding Amount: \$898,126

Project Term: 2022-2026

Project Expenditure Category: 6.1 Provision of Government Services

Project Overview

The Department of Environment and Sustainability will offer financial support for residential renewable energy installations, expanding affordability to residents for whom renewable energy may not be attainable because they lack the up-front capital to pay for installations even though savings will pay back the investment over time. This program reduces barriers to clean energy for residents, reducing their energy burden and their utility bills over the lifetime of renewable energy installations, as well as helping to combat climate change. This program is aimed at residents who are between 80- 120% of AMI and will help them reduce their energy burden. This meets the White House's Justice40's Initiative's interim definition of a disadvantaged community because it is aimed at low- income residents and it aims to reduce their energy burden.

Performance Report

This program is still in development and metrics will be reported in future reports. The following represent proposed measures for the Residential Renewable Energy Subsidy with the intended outcome of increasing equity and accessibility to the benefits of renewable energy for Cook County residents:

- Solar assessments performed
- Homes that received structural repairs in preparation for solar installations

NT893 Land Acquisition Plan

Policy Pillar: Sustainable Communities

Department: Bureau of Administration, Department of Environment and Sustainability

Project Identification Number: 62550
Proposed Total Funding Amount: \$7,000,000
FY23 Funding Amount: \$3,054,000
Project Term: 2022-2026
Project Expenditure Category: 5.6 Clean Water: Stormwater

Project Overview

The Forest Preserve District of Cook County completed its Southeast Cook County Land Acquisition Plan in 2019, which outlines an integrated model of land conservation and enhanced quality of life with healthy active communities. In alignment with this Plan, the Forest Preserves will acquire up to 500 acres from willing sellers in this area, promoting land conservation while reducing flooding and building greater resilience to storm events and impacts from climate change. The preservation and restoration of public open space is a nature-based solution to reduce future flooding and build community resilience. The preservation of public land will also provide outdoor recreation activities that promote improved public health, aid in the generation of economic benefits and boost community and social resilience. This program advances the goals of the White House's Justice40 Initiative because more than 40% of the communities this initiative targets are disadvantaged communities as defined by the Climate and Economic Justice Screening Tool.

Performance Report

This program is still in development and metrics will be reported in future reports. The following represent proposed measures for implementing the land acquisition plan with the intended outcome of creating a robust new forest preserve system in an area challenged by public health, equity, and economic factors:

- Land deals completed
- Acres acquired

SMART COMMUNITIES



NT025 Invest in Cook Expansion

Policy Pillar: Smart Communities
Department: Bureau of Administration, Department of Transportation and Highways

Project Identification Number: 63162
Proposed Total Funding Amount: \$25,000,000
FY23 Funding Amount: \$25,000,000
Project Term: 2022-2023
Project Expenditure Category: 6.1 Provision of Government Services

Project Overview

Invest in Cook is an existing grant program that annually awards \$8.5 million to communities to advance local transportation infrastructure projects that implement the priorities of the County's long-range transportation plan and support economic outcomes. The expansion of this program will increase the award amount for broader infrastructure projects over the next three years, including planning and feasibility studies and engineering, yielding an additional \$25 million investment overall.

Performance Report

This program is still in development and metrics will be reported in future reports. The following represent proposed measures for the Invest in Cook Expansion with the intended outcome of increased investment in priority transportation infrastructure projects as well as new project investments in water and sewer infrastructure:

- Bike infrastructure projects awarded
- Anticipated visitors to new trails

NT011 Electric Vehicle Charging Stations

Policy Pillar: Smart Communities

Department: Bureau of Administration, Department of Environment and Sustainability, Bureau of Asset Management

Project Identification Number: 62962

Proposed Total Funding Amount: \$5,525,214

FY23 Funding Amount: \$3,523,917

Project Term: 2022-2026

Project Expenditure Category: 6.1 Provision of Government Services

Project Overview

This initiative seeks to increase access to public electric vehicle charging stations throughout Cook County by focusing on where there are currently large gaps in service areas (primarily in the south and west suburbs) and through installing 50 Level 2 charging stations, 10 DC fast chargers, 10 Level 2 streetlight charging stations, and purchasing one all-electric bus and wireless charger installation to pilot at the Department of Corrections Campus. The initiative will be community driven, increase access for residents in multi-family homes, reduce the locations without a public electric vehicle charging station dramatically and greatly increase the regional charging network. It will also reduce greenhouse gas emissions and stimulate future regional infrastructure planning efforts. This program will install public electric vehicle charging stations in areas that are missing them, which is mostly Black and Latino communities in Cook County, also noted as communities disproportionately impacted by air pollution. This meets the White House' Justice40 Initiative's interim definition of disadvantaged communities because it is helping communities that are facing disproportionate impacts of climate change and approaching distribution of stations in an equitable manner.

Performance Report

This program is still in development and metrics will be reported in future reports. The following represent proposed measures for Electric Vehicle Charging Stations with the intended outcome of increasing access to electric vehicle (EV) charging stations throughout Cook County:

- Stations installed and operational
- Multi-family residences with access to EV charging

NT792 Lead Pipe Removal at Vera Yates Homes and Richard Flowers Home

Policy Pillar: Smart Communities
Department: Bureau of Economic Development

Project Identification Number: 62841
Proposed Total Funding Amount: \$4,999,531
FY23 Funding Amount: \$4,999,531
Project Term: 2022-2024
Project Expenditure Category: 5.12 Drinking water: Lead Remediation, including in Schools and Daycares

Project Overview

This initiative will remove and replace the remaining lead water pipes at two Housing Authority of Cook County (HACC) affordable family housing properties: the Vera Yates Homes in Ford Heights and the Richard Flowers Homes in Robbins. The grant will allow HACC to remove all lead pipes at each of these properties, mitigating lead exposure for children and families living at these HACC properties. This initiative—coupled with other lead hazard abatement programs—will prevent residents from suffering irreparable, life-long neurological damage associated with lead exposure, and provide all residents of these developments a healthier, safer living environment. This program will help residents in Ford heights and Robbins which are classified as disadvantaged communities by the Climate and Economic Justice Screening Tool.

Performance Report

This program is still in development and metrics will be reported in future reports. The following represent proposed measures for Lead Pipe Removal at Vera Yates Homes and Richard Flowers Homes with the intended outcome of removing all lead-containing water service lines from the properties, providing a safer, healthier living environment for the 650+ low-income residents who call these developments home:

- Linear feet of water service line procured
- Units with access to clean drinking water Children with access to clean drinking water
- Residents with access to clean drinking water
- % of units with access to clean drinking water

NT795 Broadband Expansion at HACC Properties

Policy Pillar: Smart Communities
Department: Office of the President

Project Identification Number: 66861
Proposed Total Funding Amount: \$1,832,253
FY23 Funding Amount: \$439,811
Project Term: 2022-2023
Project Expenditure Category: 5.21 Broadband: Other projects

Project Overview

This initiative will upgrade broadband infrastructure at all Housing Authority of Cook County-owned (HACC) properties. Current network infrastructure can only support 2-3 users at a time and is inadequate to meet the needs of both staff and residents who use the communal computers. This upgrade responds to the increased need for Internet access among HACC residents and staff due to COVID-19 restrictions and will additionally address the digital divide by providing low-income residents access to high-speed internet. This program will help people living in HACC properties, which is housing for low-income individuals. The White House's Justice40's interim definition of disadvantaged communities includes low-income individuals.

Performance Report

This program is still in development and metrics will be reported in future reports. The following represent proposed measures for Broadband Expansion at HACC Properties with the intended outcome of improving network speeds and stability at Housing Authority properties and increasing the use of the upgraded broadband network, and internet more generally, by Housing Authority residents:

- Sites with broadband access
- Wi-fi installations in common areas

NT096 Chicago Southland Fiber Network (CFSN) Expansion

Policy Pillar: Smart Communities
Department: Bureau of Technology, Office of the President

Project Identification Number: 61161
Proposed Total Funding Amount: \$10,000,000
FY23 Funding Amount: \$4,180,459
Project Term: 2022-2026
Project Expenditure Category: 5.21 Broadband: Other projects

Project Overview

The Chicago Southland Fiber Network provides gigabit broadband to government, education, healthcare, and businesses. Cook County will support the extension of the broadband infrastructure into south suburban communities with the highest Social Vulnerability Index (SVI) scores in the State of Illinois. Cook County will also add public Wi-Fi access in certain anchor institutions, education institutions and government institutions that serve vulnerable communities. This program covers areas in the south suburbs, which have the highest Social Vulnerability Index in the state of Illinois and are also disadvantaged communities as defined by the Climate and Economic Justice Screening Tool.

Performance Report

This program is still in development and program-specific metrics will be reported in future reports. The following represent proposed measures for Chicago Southland Fiber Network (CFSN) Expansion with the intended outcome of enhancing broadband access to institutions and communities in Cook County:

- # of miles of fiber optic cables added
- # of government institutions with broadband access as a result of this project which did not have access previously
- # of educational institutions with broadband access as a result of this project which did not have access previously
- # of public spaces with broadband access as a result of this project which did not have access previously

NT119 Digital Equity Planning

Policy Pillar: Smart Communities
Department: Office of the President

Project Identification Number: 66064
Proposed Total Funding Amount: \$2,167,743
FY23 Funding Amount: \$554,943
Project Term: 2022-2026
Project Expenditure Category: 3.4 Public Sector Capacity: Effective Service Delivery

Project Overview

To coordinate Cook County's long-term digital equity work, the County will partner with the Benton Institute to launch a version of their Accelerate Illinois program, for the most underserved suburban Cook County municipalities. This program will take under-connected municipalities with little or no digital policy through a series of workshops, along with technical assistance provided by the Benton Institute, to understand their communities' needs and the best way the municipal government can begin to address them. Through this program, underserved suburban municipalities will both start to build their digital capacity and create a common set of digital equity principles. Cook County Government will use this program to begin to understand the specific digital equity needs of under-connected municipalities in the county, which will inform the direction of the County's subsequent digital equity action plan.

Performance Report

This program is still in development and metrics will be reported in future reports. The following represent proposed measures for Digital Equity Planning with the intended outcome of developing Cook County's first-ever Digital Equity Action Plan to address the digital divide and improve internet access for residents:

- Households provided with access to high-speed internet
- Projects identified in Digital Equity Action Plan

NT875 Stormwater Management Project Implementation

Policy Pillar: Smart Communities

Department: Bureau of Administration, Department of Transportation and Highways

Project Identification Number: 62350
Proposed Total Funding Amount: \$20,000,000
FY23 Funding Amount: \$4,650,000
Project Term: 2023-2026
Project Expenditure Category: 5.6 Clean Water: Stormwater

Project Overview

Coordinated by the Department of Transportation and Highways, Cook County will provide funding to the Metropolitan Water Reclamation District of Greater Chicago (MWRD) and directly to municipalities to support stormwater management in communities that experience significant flooding. This funding will allow MWRD and the County to expand funding for stormwater management project implementation since local capacity constraints currently limit the existing program's impact. Expanding the MWRD initiative with ARPA funds will build climate resiliency within more Cook County communities through increased identification and implementation of flood mitigation projects. Over the long-term, this project will help communities build local capacity, allowing their staff to perform more of this work internally.

Performance Report

This program is still in development and metrics will be reported in future reports. The following represent proposed measures for the Stormwater Management Project Implementation Program with the intended outcome of building resiliency to climate events within more Cook County communities:

- Projects designed
- Completed stormwater management projects in underserved areas prone to flooding

NT099 Municipal Capacity for Capital Improvements

Policy Pillar: Smart Communities
Department: Bureau of Asset Management

Project Identification Number: 63464
Proposed Total Funding Amount: \$20,000,000
FY23 Funding Amount: \$6,313,502
Project Term: 2022-2026
Project Expenditure Category: 6.1 Provision of Government Services

Project Overview

Coordinated by the Bureau of Economic Development, Cook County will provide technical assistance to suburban Cook County communities to use existing resources and attract additional, sustainable funding for critical capital improvement projects. Cook County will provide priority and deeper assistance to municipalities disproportionately impacted by COVID-19 or by disinvestment. Many under-resourced municipalities do not have the bandwidth to receive and mobilize funds in an efficient manner. This program aims to ensure that the right systems are in place for local government to bring community desired projects to fruition. This initiative will leverage existing expertise within the County to benefit municipalities that need assistance. It will also provide new capacity via County staff or other partners to understand the universe of needed or desired projects, help municipalities prioritize projects, and identify the most appropriate resource for implementation.

Performance Report

This program is still in development and metrics will be reported in future reports. The following represent proposed measures for Municipal Capacity for Capital Improvements with the intended outcome of helping resource-constrained communities access infrastructure funds, implement municipal and regional improvements, and strengthen their internal capacity over the long term:

- Trainings or workshops on capacity building offered
- Communities with a new Capital Improvement Plan
- Projects utilizing small businesses in engineering, design, or construction

NT097 Lead Service Pipe Replacement - Pilot Program

Policy Pillar: Smart Communities
 Department: Bureau of Economic Development

Project Identification Number: 64056
 Proposed Total Funding Amount: \$14,999,999
 FY23 Funding Amount: \$2,761,688
 Project Term: 2022-2026
 Project Expenditure Category: 5.12 Drinking water: Lead Remediation, including in Schools and Daycares

Project Overview

Coordinated by the Bureau of Economic Development, Cook County will partner with Elevate to conduct the replacement of developmentally harmful lead service lines across Suburban Cook County. The pilot is two-pronged: 1) direct replacement of lead service lines and 2) technical assistance to assist municipalities in developing strategies for lead service line replacement programs. This program will target high-risk communities, with a focus on high-risk facilities, including preschools, daycare centers, home daycare providers, group daycare homes, parks, playgrounds, hospitals, and clinics. Communities with a need for education and technical assistance will be identified through community engagement and records from the local utility. This program advances the goals of the White House’s Justice40 Initiative because over 40% of the communities this initiative targets are disadvantaged communities as defined by the Climate and Economic Justice Screening Tool.

Public Facing Website

<https://leadcareillinois.org/cookcounty/>

Performance Report

Program-specific Metrics	
# of application reviewed (high risk facilities)	9
# of applications accepted (high risk facilities)	9
# of households provided with educational materials and interim clean water solutions	9
# of community facilities provided with educational materials and interim clean water solutions	9

NT012 Rain Ready Plan Implementation

Policy Pillar: Smart Communities
 Department: Bureau of Economic Development of Environment and Sustainability

Project Identification Number: 65350
 Proposed Total Funding Amount: \$6,000,000
 FY23 Funding Amount: \$3,255,607
 Project Term: 2022-2026
 Project Expenditure Category: 5.6 Clean Water: Stormwater

Project Overview

In 2016, Center for Neighborhood Technology (CNT) created a Rain Ready plan for the Calumet Corridor, which includes Blue Island, Calumet City, Calumet Park, Dolton, Riverdale, and Robbins and has a history of both disinvestment and flooding. The plans were funded in part by Cook County Community Block Development Grant funds. The Department of Environment and Sustainability has partnered with CNT to put these six communities on a path towards greater resilience by implementing many of the recommended projects to improve stormwater management through green infrastructure and sustainable economic development. Prior to implementation, the program will work with communities, the Metropolitan Water Reclamation District of Greater Chicago, and other partner organizations to prioritize efforts by community impact and regional importance. This program advances the goals of the White House’s Justice40 Initiative because more than 40% of census tracts within the communities this initiative targets are disadvantaged communities as defined by the Climate and Economic Justice Screening Tool.

Performance Report

Program-specific Metrics	
# of community members participating in selected Rain Ready projects/municipality	45
# of organizations involved in implementing Rain Ready projects	3

OPEN COMMUNITIES



Professional Services and Administrative Costs

Policy Pillar: Open Communities
Department: Bureau of Finance

Project Identification Number: 60001
Proposed Total Funding Amount: \$32,812,572
FY23 Funding Amount: \$15,798,216
Project Term: 2022-2026
Project Expenditure Category: 6.1 Provision of Government Services

Project Overview

The Cook County Board of Commissioners approved funding for professional services and administrative costs and will cover a number of one-time contracts for professional services, such as workforce analysis, IT service contracts, and other key operational needs.

One-Time Payments

Policy Pillar: Open Communities
Department: Bureau of Finance

Project Identification Number: 60002
Proposed Total Funding Amount: \$25,484,694
FY23 Funding Amount: \$9,092,520
Project Expenditure Category: 6.1 Provision of Government Services

Project Overview

To support employees for work done to mitigate COVID-19 since the public health emergency was declared in FY2020, the Cook County Board of Commissioners approved certain one-time payments over a series of Board meetings for certain Cook County employees using an apportionment of the monies received from the U.S. Department of the Treasury's Coronavirus State and Local Fiscal Recovery Fund established pursuant to the American Rescue Plan Act. The Board approved one-time payments of \$3,000 to be paid in FY2021 and \$1,000 to be paid in FY2022 per applicable Employee, with limited exceptions as identified in the County's Collective Bargaining Agreements. The Office of the Chief Financial Officer, Department of Budget & Management Services, and the Office of the Comptroller reviewed costs and identified those Employees deemed eligible for premium pay as set forth in the Interim Final Rule. Employees that were deemed ineligible under the premium pay received these One-Time Payments funded by the County's revenue loss allocation. Many of these Employees worked remotely, which disqualified them under the Premium Pay category.

Personnel Costs

Policy Pillar: Open Communities
Department: Bureau of Finance

Project Identification Number: 60003
Proposed Total Funding Amount: \$10,649,844
FY23 Funding Amount: \$7,019,505
Project Expenditure Category: 6.1 Provision of Government Services

Project Overview

The Cook County Board of Commissioners obligated funds to be spent on personnel needs. These funds will help the County build capacity to meet increased demands and to support all ARPA initiatives.

Premium Pay

Policy Pillar: Open Communities
Department: Bureau of Finance

Project Identification Number: 60243
Proposed Total Funding Amount: \$45,192,980
FY23 Funding Amount: \$10,386,530
Project Expenditure Category: 4.1 Public Sector Employees

Project Overview

To support employees for work done to mitigate COVID-19 since the public health emergency was declared in FY2020, the Cook County Board of Commissioners approved certain one-time payments over a series of Board meetings for certain Cook County employees using an apportionment of the monies received from the U.S. Department of the Treasury's Coronavirus State and Local Fiscal Recovery Fund established pursuant to the American Rescue Plan Act. The Board approved one-time payments of \$3,000 to be paid in FY2021 and \$1,000 to be paid in FY2022 per applicable Employee, with limited exceptions as identified in the County's Collective Bargaining Agreements. The Office of the Chief Financial Officer, Department of Budget & Management Services, and the Office of the Comptroller reviewed costs and identified those Employees deemed eligible for premium pay as set forth in the Interim Final Rule. Employees that were deemed eligible for premium pay received these payments funded by the County's Premium Pay fund allocation, while all other Employees received One-Time Payments funded by the County's Revenue Loss fund allocation.

Forest Preserve Premium Pay

Policy Pillar: Open Communities
Department: Bureau of Finance

Project Identification Number: 67362
Proposed Total Funding Amount: \$2,000,000
FY23 Funding Amount: \$842,000
Project Expenditure Category: 6.1 Provision of Government Services

Project Overview

Grant supporting premium pay for Forest Preserves workers who performed essential work during the COVID-19 public health emergency.

Cooperative Programs

Project Identification Number: 60004
Proposed Total Funding Amount: \$491,666
FY23 Funding Amount: \$0
Project Expenditure Category: 6.2-Non-federal Match for Other Federal Programs

Project Overview

Cook County utilized its revenue loss funding to cash match federal programming in coordination with the Army Corp of Engineers for the Village of Dixmoor. As of this report, this is the only Non-Federal match project identified.

Cook County Infrastructure Grant Program

Project Identification Number: 67662
Proposed Total Funding Amount: \$25,000,000
FY23 Funding Amount: \$25,000,000
Project Expenditure Category: 6.1 Provision of Government Services

Project Overview

Cook County will utilize its revenue loss funding to support infrastructure projects around Cook County in coordination with the Chicago Horticultural Society (Botanical Garden), Chicago Zoological Society (Brookfield Zoo), and Cook County Forest Preserve.

Administrative Expenses

Policy Pillar: Open Communities
Department: Bureau of Finance

Project Identification Number: 60363
Proposed Total Funding Amount: \$21,122,020
FY23 Funding Amount: \$12,782,059
Project Expenditure Category: 7.1 Administrative Expenses

Project Overview

These administrative costs support contracting with subject matter experts to plan, execute, and track progress on SLFRF-funded projects.



Toni Preckwinkle
Toni Preckwinkle
Cook County Board President

BOARD OF COMMISSIONERS

Tara Stamps, District 1
Dennis Deer, District 2
Bill Lowry, District 3
Stanley Moore, District 4
Monica Gordon, District 5
Donna Miller, District 6
Alma Anaya, District 7
Anthony Quezada, District 8
Maggie Trevor, District 9
Bridget Gainer, District 10
John P. Daley, District 11
Bridget Degnen, District 12
Josina Morita, District 13
Scott R. Britton, District 14
Kevin B. Morrison, District 15
Frank J Aguilar, District 16
Sean M. Morrison, District 17